

# 1Z0-750<sup>Q&As</sup>

Oracle Application Express 18: Developing Web Applications

## Pass Oracle 1Z0-750 Exam with 100% Guarantee

Free Download Real Questions & Answers **PDF** and **VCE** file from:

<https://www.pass2lead.com/1z0-750.html>

100% Passing Guarantee  
100% Money Back Assurance

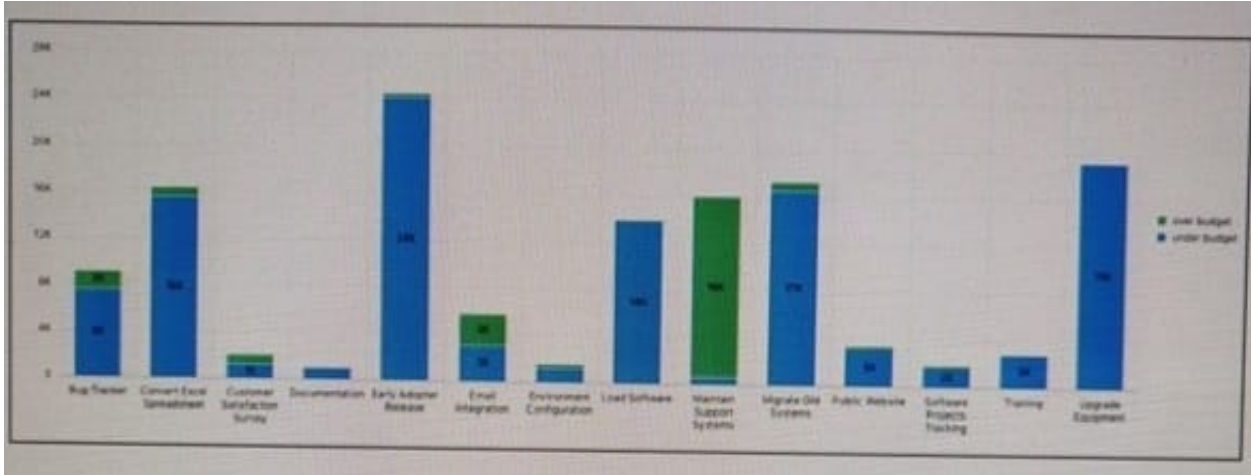
Following Questions and Answers are all new published by Oracle  
Official Exam Center

- ⚙️ **Instant Download** After Purchase
- ⚙️ **100% Money Back** Guarantee
- ⚙️ **365 Days** Free Update
- ⚙️ **800,000+** Satisfied Customers

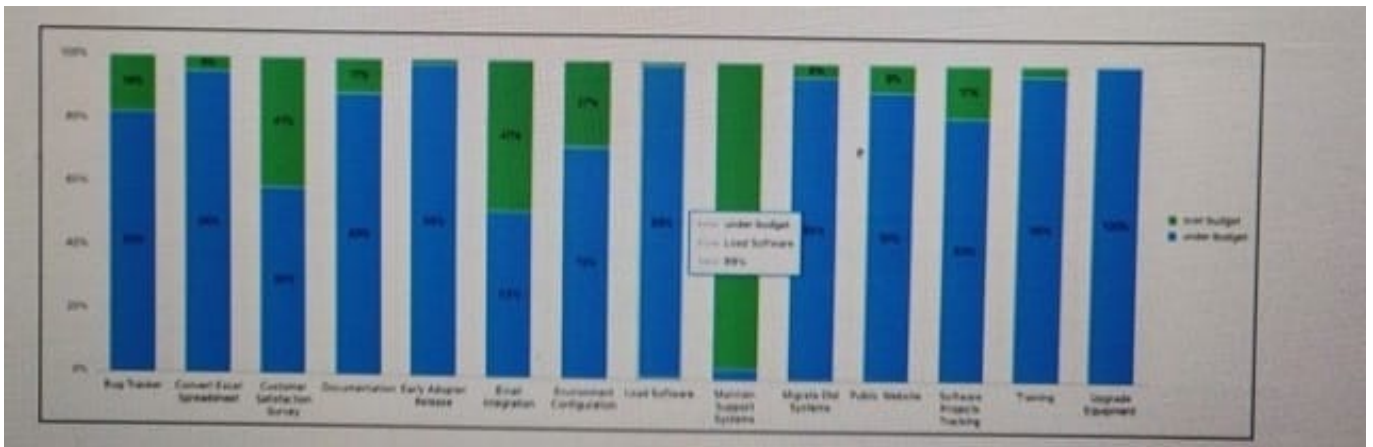


**QUESTION 1**

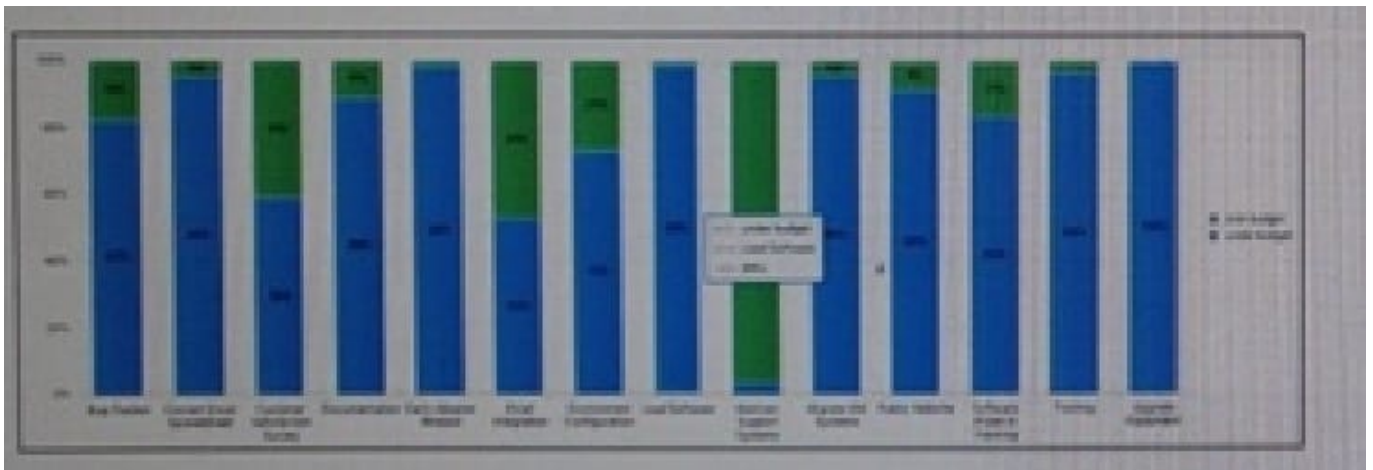
You have created this chart:



However, you want to display this chart:



How should you update the chart?



How should you update the chart?

- A. Update the value aggregation to `Percentage`
- B. Update the query to calculate the value divided by the total value.
- C. Update the y-axis format to percent
- D. Update the show as percentage to `yes`

Correct Answer: D

### QUESTION 2

Mary wants to add feedback to an application. She uses the Create Page Wizard, selects Features, and then selects Feedback. The wizard adds a feedback entry to the navigation bar and creates new pages, in her application, under Administration to review and disposition the feedback.

Which statement is true about feedback data?

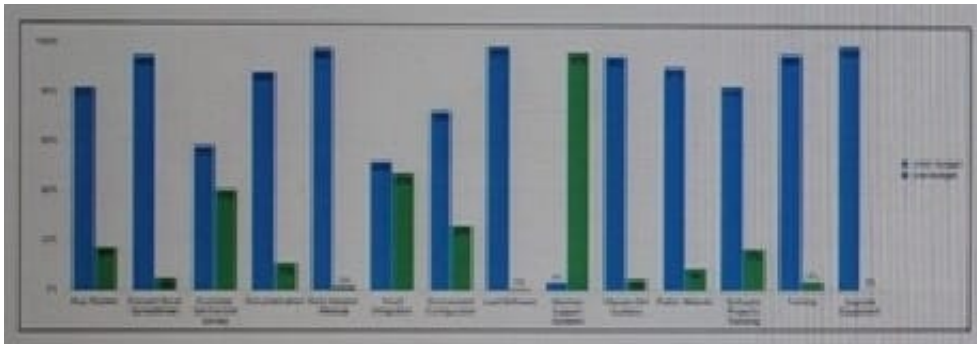
- A. Feedback entered into the app can be viewed by developers in Team Development
- B. When an administrator updates the feedback status, the person logging the feedback is notified
- C. A new table is created in your schema to store the feedback for the app
- D. You can invoke the feedback page from a modal dialog page

Correct Answer: A

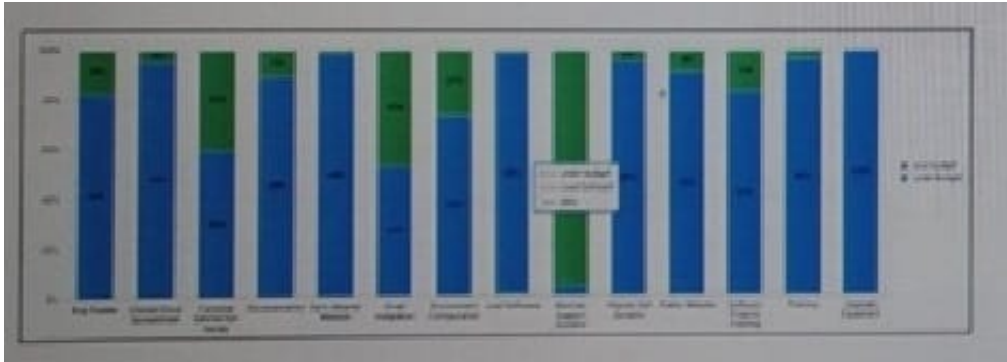
Reference: <https://docs.oracle.com/database/apex-5.1/HTMDB/managing-feedback.htm#HTMDB28146>

### QUESTION 3

Kevin has been asked to create a percentage bar chart that shows what percentage of project were over budget and under budget. Initially his chart looks like.



However, he wants the chart to look like.



What chart attribute should Kevin change to fix this display issue?

- A. Combine Series = Yes
- B. Chart Type =Percent
- C. Fill Gaps in Chart Data + Yes
- D. Stack = Yes

Correct Answer: D

**QUESTION 4**

Robert has a form page. Page 5, on the EMPtable. He has defined two validations.

Validation 1 checks that P5\_MGRIs not null.

Validation 2 checks that the employee selected in p5\_MGRhas a Job of president or manager.

How can Robert prevent the employee Job validation (Validation 2) from firing when theP5\_MGRis not null validation (Validation 1) fi.is tailed?

- A. Set stop processing to Yea for theP5\_MGRis not null validation (Validation 1).
- B. Ensure Validation 1 is listed before Validation 2.
- C. Add a server-side condition ofP5\_MGRis not null to the employee Job validation (Validation 2).
- D. Set Always Execute to No for theP5\_MGREmployee Job validation (Validation 2).

Correct Answer: C

**QUESTION 5**

Martin has a text field on a page that he wants to protect with Session State Protection.

Select the four valid protection levels available to Martin. (Choose four.)

- A. Checksum Required: User Level
- B. Hidden Item
- C. Checksum Required: Workspace Level
- D. Unrestricted
- E. Checksum Not Required
- F. Checksum Required: Session Level
- G. Restricted: May not be set from browser
- H. Checksum Required: Application Level

Correct Answer: AFGH

Reference: [https://docs.oracle.com/database/121/HTMDB/sec\\_dev.htm#HTMDB25976](https://docs.oracle.com/database/121/HTMDB/sec_dev.htm#HTMDB25976)

[1Z0-750 Practice Test](#)

[1Z0-750 Exam Questions](#)

[1Z0-750 Braindumps](#)