



642-618^{Q&As}

Deploying Cisco ASA Firewall Solutions (FIREWALL v2.0)

Pass Cisco 642-618 Exam with 100% Guarantee

Free Download Real Questions & Answers **PDF** and **VCE** file from:

<https://www.pass4lead.com/642-618.html>

100% Passing Guarantee
100% Money Back Assurance

Following Questions and Answers are all new published by Cisco
Official Exam Center

-  **Instant Download** After Purchase
-  **100% Money Back** Guarantee
-  **365 Days** Free Update
-  **800,000+** Satisfied Customers





QUESTION 1

On the Cisco ASA, tcp-map can be applied to a traffic class using which MPF CLI configuration command?

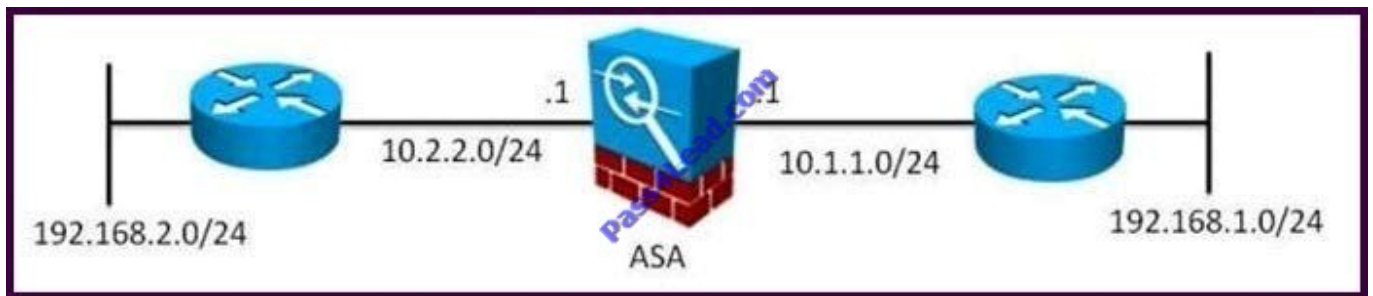
- A. inspect
- B. sysopt connection
- C. tcp-options
- D. parameters
- E. set connection advanced-options

Correct Answer: E

http://www.cisco.com/en/US/docs/security/asa/asa82/configuration/guide/conns_tcpnorm.html

QUESTION 2

Refer to the exhibit.



Which Cisco ASA configuration has the minimum number of the required configuration commands to enable the Cisco ASA appliance to establish EIGRP neighborship with its two neighboring routers?

- A. router eigrp 1 network 10.0.0.0 255.0.0.0
- B. router eigrp 1 network 10.0.0.0 255.0.0.0 network 192.168.1.0 255.255.255.0 network 192.168.2.0 255.255.255.0
- C. router eigrp 1 network 10.1.1.0 255.255.255.0 network 10.2.2.0 255.255.255.0
- D. router eigrp 1
network 10.1.1.0 255.255.255.0
network 10.2.2.0 255.255.255.0
network 192.168.1.0 255.255.255.0
network 192.168.2.0 255.255.255.0
- E. router eigrp 1 network 0.0.0.0 255.255.255.255



Correct Answer: A

http://www.cisco.com/en/US/products/ps6120/products_configuration_example09186a008086eb_d2.shtml EIGRP Configuration - the CLI configuration is very similar to the Cisco IOS router EIGRP configuration.

QUESTION 3

Which Cisco ASA feature is implemented by the `ip verify reverse-path interface interface_name` command?

- A. uRPF
- B. TCP intercept
- C. botnet traffic filter
- D. scanning threat detection
- E. IPS (IP audit)

Correct Answer: A

<https://supportforums.cisco.com/thread/2070206>

Unicast RPF is disabled by default on the ASA unless you explicitly enable it on an interface. Since it is disabled by default on all interfaces, you will not see them in the configuration. Once you enable RPF for a specific interface, you will see

that enabled in the configuration.

For example:

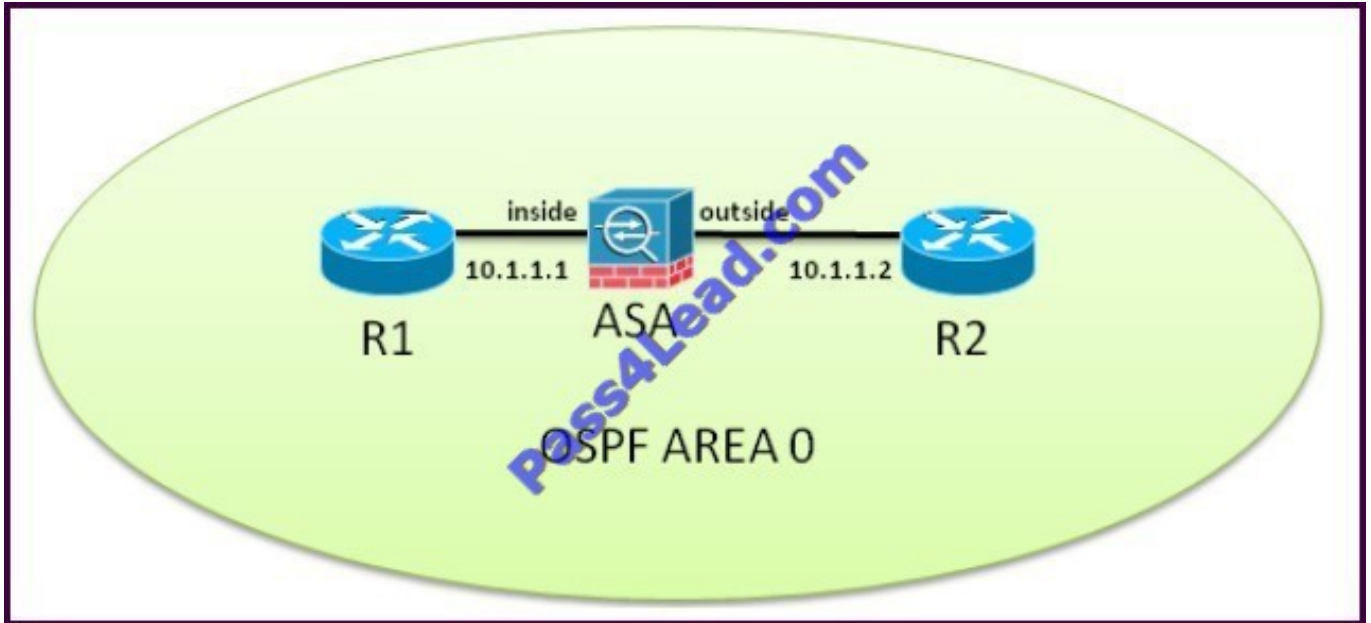
If you have 3 interfaces: inside, dmz and outside, and you enable it for inside only, then when you perform "sh run ip verify reverse-path", you will see the following:

```
ip verify reverse-path interface inside
```

OR/ you will see that in the running configuration as well. The other 2 interfaces that you haven't explicitly enabled will still be disabled by default, and will not show under the configuration.

QUESTION 4

Refer to the exhibit.



The Cisco ASA is operating in transparent mode. What is required on the Cisco ASA so that R1 and R2 can form OSPF neighbor adjacency?

- A. Map the R1 and R2 MAC address in the Cisco ASA MAC address table using the mac- address-table static if_name MAC_address command.
- B. Configure OSPF stateful packet inspection using MPF.
- C. Apply an EtherType ACL to the inside and outside interfaces to permit OSPF multicast traffic.
- D. Apply an extended ACL to the inside and outside interfaces to permit OSPF multicast traffic.
- E. Enable Advanced Application Inspection using MPF.

Correct Answer: D

<http://www.cisco.com/en/US/docs/security/asa/asa82/configuration/guide/mpf.html#wp1101685> Allowing Broadcast and Multicast Traffic through the Transparent Firewall In routed firewall mode, broadcast and multicast traffic is blocked even if you allow it in an access list, including unsupported dynamic routing protocols and DHCP (unless you configure DHCP relay). Transparent firewall mode can allow any

IP traffic through. This feature is especially useful in multiple context mode, which does not allow dynamic routing, for example.

QUESTION 5

The Cisco ASA software image has been erased from flash memory. Which two statements about the process to recover the Cisco ASA software image are true? (Choose two.)

- A. Access to the ROM monitor mode is required.
- B. The Cisco ASA appliance must have connectivity to the TFTP server where the Cisco ASA image is stored through the Management 0/0 interface.



C. The copy tftp flash command is necessary to start the TFTP file transfer.

D. The server command is necessary to set the TFTP server IP address.

E. Cisco ASA password recovery must be enabled.

Correct Answer: AD

http://www.cisco.com/en/US/docs/security/asa/asa84/configuration/guide/admin_trouble.html

Using the ROM Monitor to Load a Software Image

To load a software image to an ASA from the ROM monitor mode using TFTP, perform the following steps:

Step 1 Connect to the ASA console port according to the instructions in the "Accessing the Appliance Command-Line Interface" section.

Step 2 Power off the ASA, then power it on.

Step 3 During startup, press the Escape key when you are prompted to enter ROMMON mode.

Step 4 In ROMMON mode, define the interface settings to the ASA, including the IP address, TFTP server address, gateway address, software image file, and port, as follows:

```
rommon #1> ADDRESS=10.132.44.177
```

```
rommon #2> SERVER=10.129.0.30
```

```
rommon #3> GATEWAY=10.132.44.1
```

```
rommon #4> IMAGE=f1/asa840-232-k8.bin
```

```
rommon #5> PORT=Ethernet0/0
```

```
Ethernet0/0
```

```
Link is UP
```

```
MAC Address: 0012.d949.15b8
```

Note Be sure that the connection to the network already exists.

Step 5 To validate your settings, enter the set command.

```
rommon #6> set
```

```
ROMMON Variable Settings:
```

```
ADDRESS=10.132.44.177
```

```
SERVER=10.129.0.30
```

```
GATEWAY=10.132.44.1
```

```
PORT=Ethernet0/0
```



VLAN=untagged

IMAGE=f1/asa840-232-k8.bin

CONFIG=

LINKTIMEOUT=20

PKTTIMEOUT=4

RETRY=20

Step 6 Ping the TFTP server by entering the ping server command.

```
rommon #7> ping server
```

Sending 20, 100-byte ICMP Echoes to server 10.129.0.30, timeout is 4 seconds:

Success rate is 100 percent (20/20)

Step 7 Load the software image by entering the tftp command.

```
rommon #8> tftp
```

ROMMON Variable Settings:

ADDRESS=10.132.44.177

SERVER=10.129.0.30

GATEWAY=10.132.44.1

PORT=Ethernet0/0

VLAN=untagged

IMAGE=f1/asa840-232-k8.bin

CONFIG=

LINKTIMEOUT=20

PKTTIMEOUT=4

RETRY=20

```
tftp f1/asa840-232-k8.bin@10.129.0.30 via 10.132.44.1 Received 14450688 bytes
```

Launching TFTP Image...

Cisco ASA Security Appliance admin loader (3.0) #0: Mon Mar 5 16:00:07 MST 2011 Loading...

After the software image is successfully loaded, the ASA automatically exits ROMMON mode.

Step 8 To verify that the correct software image has been loaded into the ASA, check the version by entering the following command:



VCE & PDF

Pass4Lead.com

<https://www.pass4lead.com/642-618.html>

2022 Latest pass4lead 642-618 PDF and VCE dumps Download

hostname# show version

[Latest 642-618 Dumps](#)

[642-618 PDF Dumps](#)

[642-618 VCE Dumps](#)



To Read the [Whole Q&As](#), please purchase the [Complete Version](#) from [Our website](#).

Try our product !

100% Guaranteed Success

100% Money Back Guarantee

365 Days Free Update

Instant Download After Purchase

24x7 Customer Support

Average 99.9% Success Rate

More than 800,000 Satisfied Customers Worldwide

Multi-Platform capabilities - [Windows](#), [Mac](#), [Android](#), [iPhone](#), [iPod](#), [iPad](#), [Kindle](#)

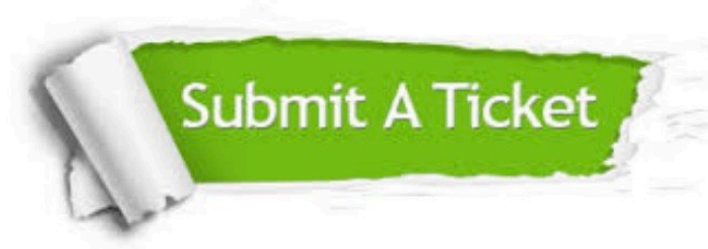
We provide exam PDF and VCE of Cisco, Microsoft, IBM, CompTIA, Oracle and other IT Certifications. You can view Vendor list of All Certification Exams offered:

<https://www.pass4lead.com/allproducts>

Need Help

Please provide as much detail as possible so we can best assist you.

To update a previously submitted ticket:



 <p>One Year Free Update Free update is available within One Year after your purchase. After One Year, you will get 50% discounts for updating. And we are proud to boast a 24/7 efficient Customer Support system via Email.</p>	 <p>Money Back Guarantee To ensure that you are spending on quality products, we provide 100% money back guarantee for 30 days from the date of purchase.</p>	 <p>Security & Privacy We respect customer privacy. We use McAfee's security service to provide you with utmost security for your personal information & peace of mind.</p>
---	---	--

Any charges made through this site will appear as Global Simulators Limited.

All trademarks are the property of their respective owners.

Copyright © pass4lead, All Rights Reserved.