



70-692^{Q&As}

Upgrading Your Windows XP Skills to MCSA Windows 8

Pass Microsoft 70-692 Exam with 100% Guarantee

Free Download Real Questions & Answers **PDF** and **VCE** file from:

<https://www.pass4lead.com/70-692.html>

100% Passing Guarantee
100% Money Back Assurance

Following Questions and Answers are all new published by Microsoft
Official Exam Center

-  **Instant Download** After Purchase
-  **100% Money Back** Guarantee
-  **365 Days** Free Update
-  **800,000+** Satisfied Customers





QUESTION 1

You are a system administrator for a local accounting firm. Your company uses Windows 8.1 Pro desktop computers. All computers have a secondary D: drive.

You want to enable File History for all your users. You create the folder structure D:

\Backup\File History on all user computers. You launch the File History application and verify that it is turned on. Next, you click Select drive in Configure File History Settings. However, under Copy Files to: you get the message, "No usable

drives were found."

You need to successfully configure file history.

What should you do?

- A. Share the File History folder.
- B. Grant NTFS rights to the File History folder.
- C. Use a network drive for file history.
- D. Verify that your local drive has enough free space.

Correct Answer: C

Explanation: <http://windows.microsoft.com/en-us/windows-8/set-drive-file-history> Set up a drive for File History Before you start using File History to back up your files, you need to first select where your backups are saved. You can select an externally connected drive, such as a USB drive, or you can save to a drive on a network. There are other choices, but these two provide the best options to help protect your files against a crash or other PC problems.

QUESTION 2

A company has client computers that run Windows 7. Each employee has two client computers: one at work and one at home.

The company plans to deploy Windows 8.1 to all client computers.

You are planning a deployment strategy.

You have the following requirements:

Minimize deployment time.

Ensure that the PC Reset and PC Refresh features can be utilized on all work computers.

You need to plan a deployment strategy that meets the requirements.

What should you do? (To answer, drag the appropriate installation method or methods to the correct location or locations in the answer area. Methods may be used once, more than once, or not at all. You may need to drag the split bar between panes or scroll to view content.)



Select and Place:

Installation Methods

Install Windows 8.1 directly on the client computer.

Start the client computer from a USB flash drive on which you have installed Windows 8.1.

Start the client computer from a USB flash drive on which you have installed Windows To Go.

Start the client computer from a OneDrive location on which you have installed Windows 8.1.

Answer Area

Computer	Method
Work computer	Installation Method
Home computer	Installation Method

Correct Answer:



Installation Methods

Start the client computer from a USB flash drive on which you have installed Windows 8.1.

Start the client computer from a OneDrive location on which you have installed Windows 8.1.

Start the client computer from a USB flash drive on which you have installed Windows 8.1.

Start the client computer from a OneDrive location on which you have installed Windows 8.1.

Answer Area

Computer	Method
Work computer	Install Windows 8.1 directly on the client computer.
Home computer	Start the client computer from a USB flash drive on which you have installed Windows To Go.

QUESTION 3

You have a Windows 8.1 Pro desktop computer and a Windows RT 8.1 mobile device. You sign in to the computer and the device by using the same Microsoft account.

You discover that the settings are not being synchronized between the Windows 8.1 computer and the Windows RT 8.1 device,

You need to ensure that the settings are synchronized.

What should you do first?

- A. Enable the Trusted Hosts Group Policy setting.
- B. Enable the Configure Default consent Group Policy setting.



C. From the PC settings page, click Trust this PC.

D. From the PC settings page, modify the Privacy settings,

Correct Answer: C

Explanation: <http://www.technospot.net/blogs/sync-windows-8-user-settings-pc-tablet-mobile-windows-live-id/>
<http://windows.microsoft.com/en-US/windows-8/sync-settings-pcs>

QUESTION 4

You administer Windows 7 client computers in your company network.

You plan to upgrade the computers to Windows 8.1.

You need to ensure that the computers are able to support Full Windows Touch and the Windows 8.1 Snap feature.

Which three minimum specifications should you ensure the hardware meets? (Each correct answer presents part of the solution. Choose three.)

- A. Touch screen that supports two simultaneous touch points
- B. Microsoft DirectX 9 graphics device
- C. Screen resolution of at least 1024 x 768
- D. Firmware that supports Unified Extensible Firmware Interface (UEFI)
- E. Touch screen that supports five simultaneous touch points
- F. Screen resolution of at least 1366 x 768

Correct Answer: BCE

QUESTION 5

A company has Windows 8.1 client computers.

A user stores files in multiple locations.

You need to determine which of the locations will be included in File History.

Which three of the following file locations are included in File History? (Each correct answer presents part of the solution. Choose three.)

- A. Public Documents and Public Pictures
- B. Contacts, Desktop, and Favorites
- C. All system files
- D. C:\Users and C:\ProgramData



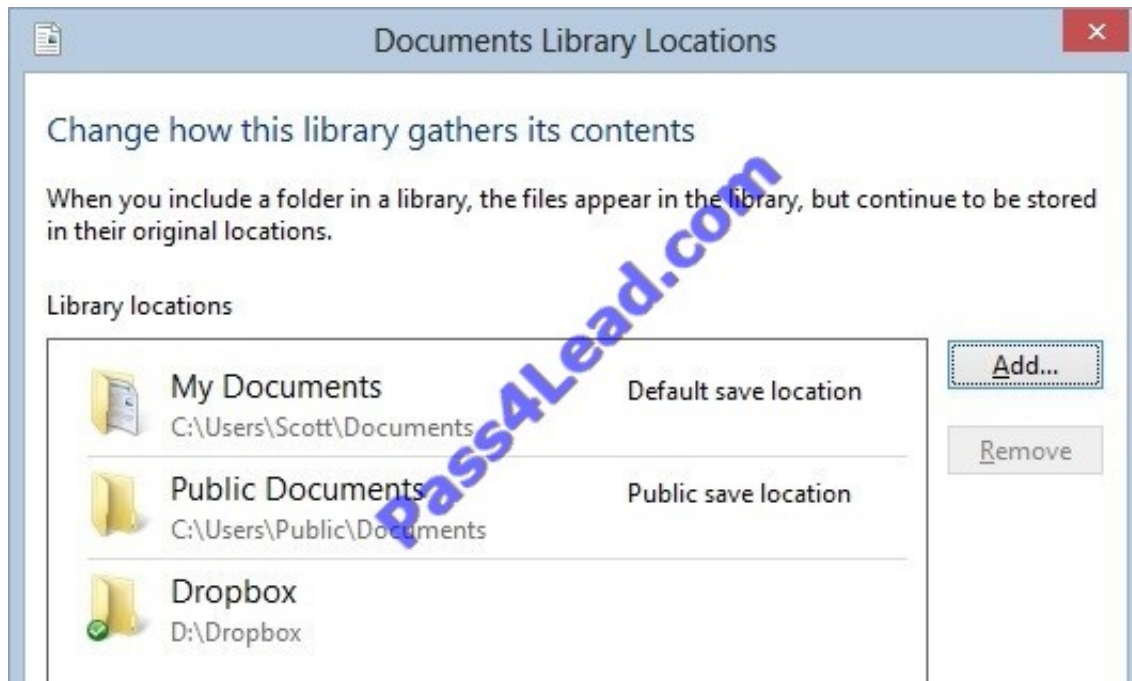
E. My Documents and My Pictures

F. Desktop and Recycle Bin

Correct Answer: ABE

Explanation: * File History has a predefined set of items that it backs up automatically: all your libraries (both default libraries and custom libraries you created), the Desktop, your Contacts, Internet Explorer favorites and the SkyDrive.

* Library example:



C:\Users\Chaudhry\Desktop\1.jpg <http://blogs.msdn.com/b/b8/archive/2012/07/10/protecting-user-files-with-file-history.aspx> Protecting user files with File History

File History is a backup application that continuously protects your personal files stored in Libraries, Desktop, Favorites, and Contacts folders. It periodically (by default every hour) scans the file system for changes and copies changed files to

another location. Every time any of your personal files has changed, its copy will be stored on a dedicated, external storage device selected by you. Over time, File History builds a complete history of changes made to any personal file.

It's a feature introduced in Windows 8 that offers a new way to protect files for consumers. It supersedes the existing Windows Backup and Restore features of Windows 7.

File History only saves copies of files that are in your libraries, contacts, favorites, and on your desktop. If you have folders elsewhere that you want backed up, you can add them to one of your existing libraries or create a new library.

<http://www.dummies.com/how-to/content/back-up-your-computer-with-windows-8-file-history.html>

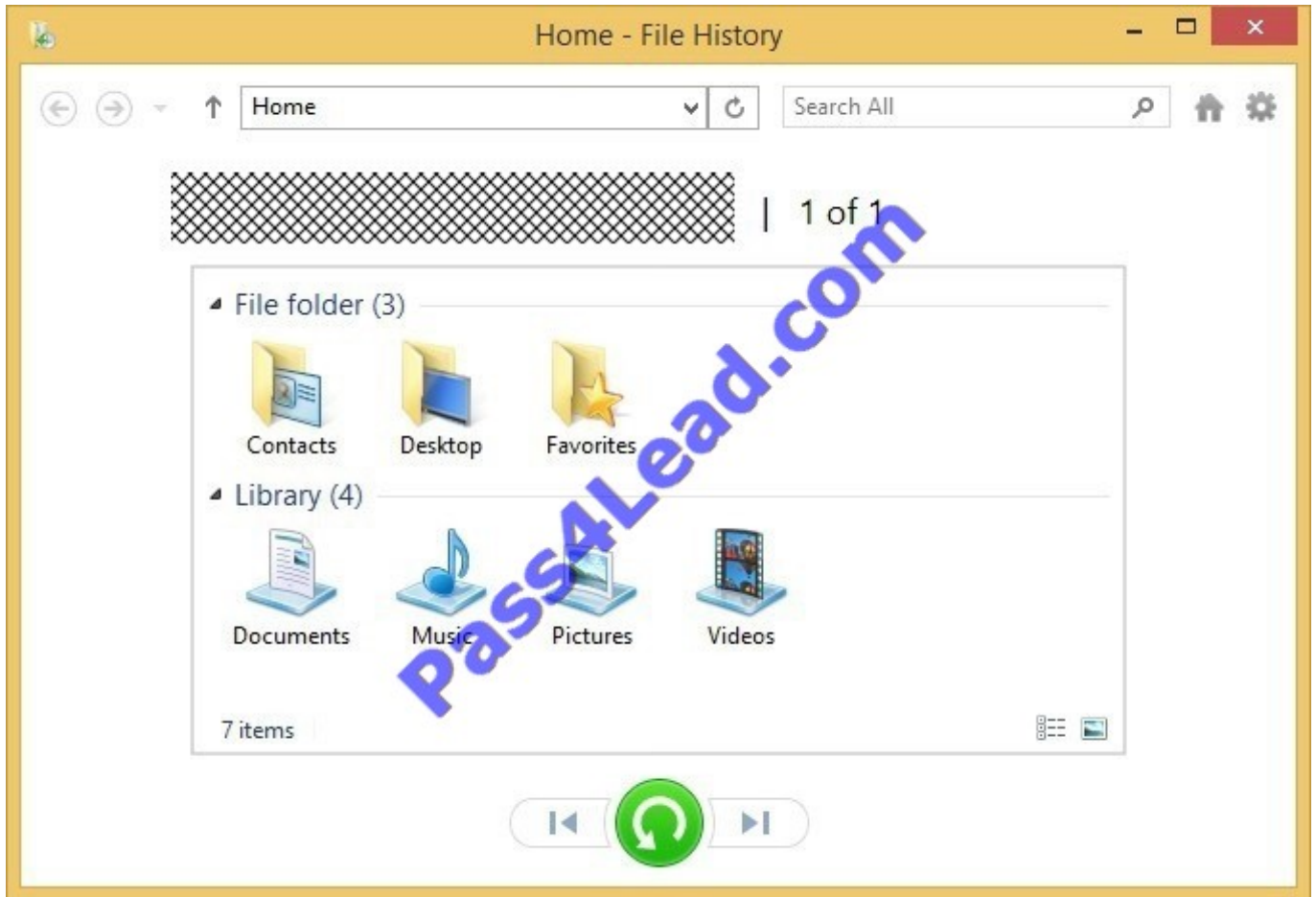
Back Up Your Computer with Windows 8 File History

File History backs up everything in your libraries: Documents, Music, Pictures, and Videos, as well as the Public folders. That's natural because that's where you store your files.



Further Information:

Default settings:



C:\Users\Chaudhry\Desktop\1.jpg

[Latest 70-692 Dumps](#)

[70-692 Study Guide](#)

[70-692 Exam Questions](#)



To Read the [Whole Q&As](#), please purchase the [Complete Version](#) from [Our website](#).

Try our product !

100% Guaranteed Success

100% Money Back Guarantee

365 Days Free Update

Instant Download After Purchase

24x7 Customer Support

Average 99.9% Success Rate

More than 800,000 Satisfied Customers Worldwide

Multi-Platform capabilities - [Windows](#), [Mac](#), [Android](#), [iPhone](#), [iPod](#), [iPad](#), [Kindle](#)

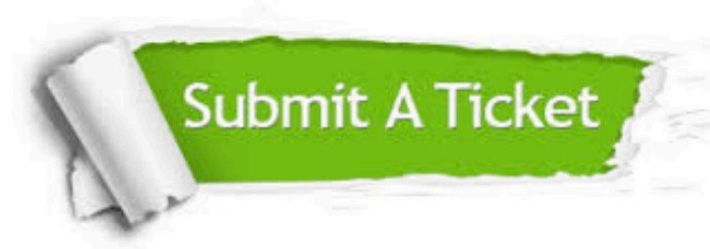
We provide exam PDF and VCE of Cisco, Microsoft, IBM, CompTIA, Oracle and other IT Certifications. You can view Vendor list of All Certification Exams offered:

<https://www.pass4lead.com/allproducts>

Need Help

Please provide as much detail as possible so we can best assist you.

To update a previously submitted ticket:



 <p>One Year Free Update Free update is available within One Year after your purchase. After One Year, you will get 50% discounts for updating. And we are proud to boast a 24/7 efficient Customer Support system via Email.</p>	 <p>Money Back Guarantee To ensure that you are spending on quality products, we provide 100% money back guarantee for 30 days from the date of purchase.</p>	 <p>Security & Privacy We respect customer privacy. We use McAfee's security service to provide you with utmost security for your personal information & peace of mind.</p>
---	---	--

Any charges made through this site will appear as Global Simulators Limited.

All trademarks are the property of their respective owners.

Copyright © pass4lead, All Rights Reserved.