



70-692^{Q&As}

Upgrading Your Windows XP Skills to MCSA Windows 8

Pass Microsoft 70-692 Exam with 100% Guarantee

Free Download Real Questions & Answers **PDF** and **VCE** file from:

<https://www.pass4lead.com/70-692.html>

100% Passing Guarantee
100% Money Back Assurance

Following Questions and Answers are all new published by Microsoft
Official Exam Center

-  **Instant Download** After Purchase
-  **100% Money Back** Guarantee
-  **365 Days** Free Update
-  **800,000+** Satisfied Customers





QUESTION 1

You are the desktop administrator for your company, which uses Windows 8.1 computers.

The company decides to use virtual disks at your location so the programmers can build and test applications in a closed network.

You need to use the file given as a virtual hard disk and be able to boot to the vhd.

What should you do?

- A. Move the vhd file to a network share, map the network share, and allow a network boot.
- B. Attach the vhd in computer management and add it to the Boot Menu.
- C. Copy the vhd file to the root of C:\ open msconfig, and choose Safe Boot and Alternate Shell.
- D. Copy the vhd file to the root of C:\ run bcdedit and add an entry to the boot options that includes the path to the vhd.

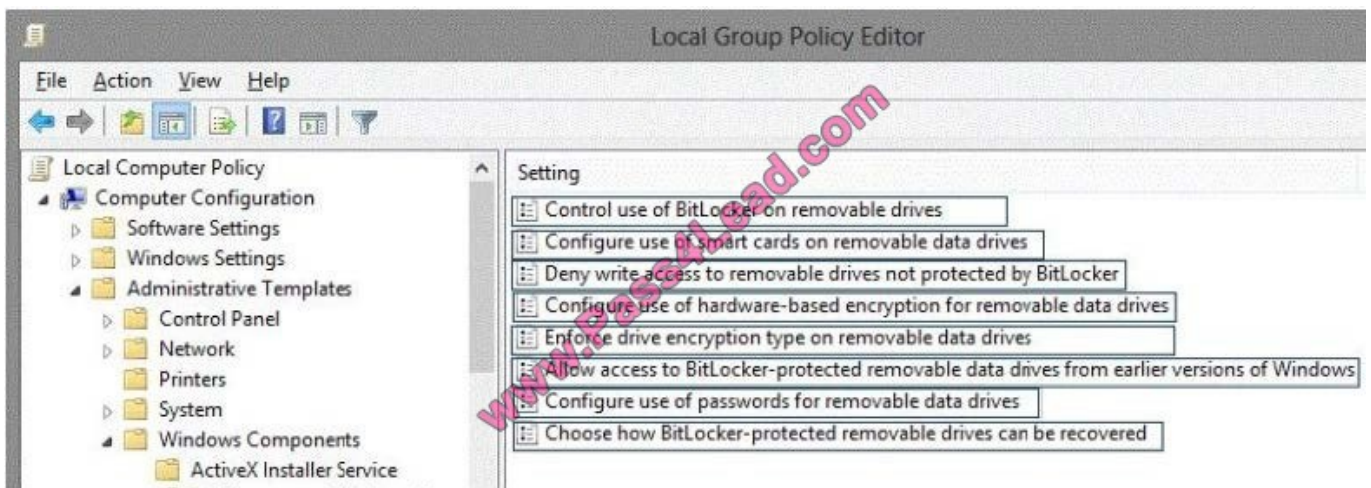
Correct Answer: D

QUESTION 2

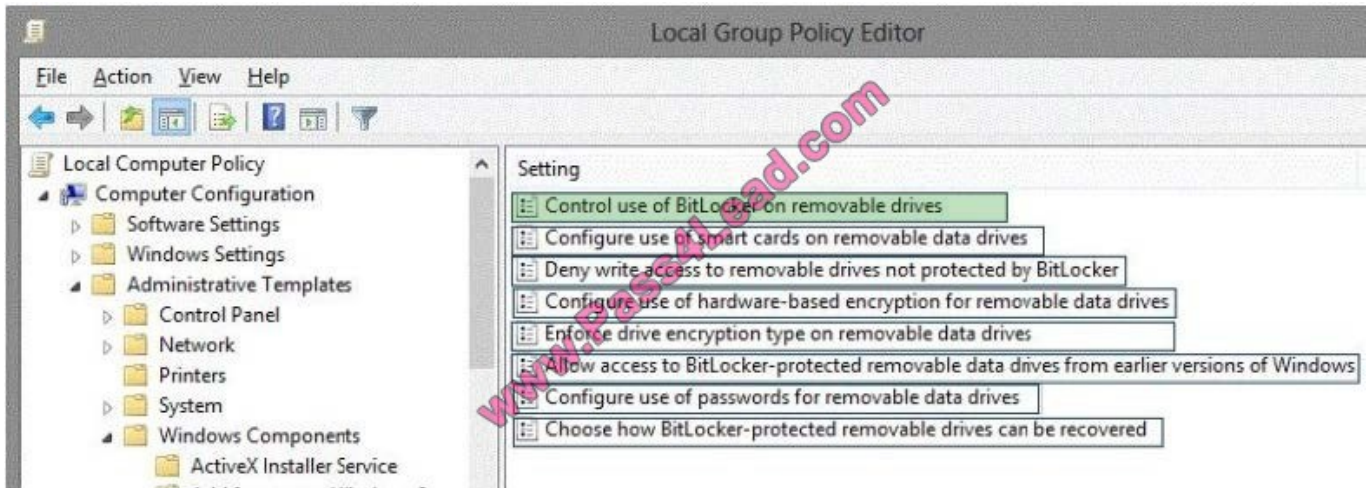
You administer Windows 8.1 computers in your company network. The security policies of the company require that USB storage devices are allowed only if they are protected with BitLocker To Go. You need to prevent users from removing BitLocker encryption from the USB storage devices.

Which configuration setting should you modify? (To answer, select the appropriate setting in the answer area.)

Hot Area:



Correct Answer:



QUESTION 3

A Windows 8.1 Pro computer has a single hard disk drive.

You add a second, unformatted, hard disk drive to the computer. You plan to provision Windows BitLocker Drive Encryption on the second hard drive in preparation for installing an operating system on the hard drive for use in another

computer.

You need to configure encryption for the new hard drive without fully completing BitLocker activation.

Which four actions should you perform in sequence? (To answer, move the appropriate actions from the list of actions to the answer area and arrange them in the correct order.)

Select and Place:



Actions	Answer Area
Use the Disk Management tool to create a volume on the drive.	
Run the manage-bde command.	
Run the BdeHdCfg command.	
Use the Disk Management tool to enable BitLocker on the drive.	
Use the Disk Management tool to initialize the disk.	
Enable BitLocker on the new hard drive from Control Panel.	
Run the bcdboot command.	

Correct Answer:

Actions	Answer Area
	Use the Disk Management tool to create a volume on the drive.
	Run the bcdboot command.
Use the Disk Management tool to enable BitLocker on the drive.	Run the BdeHdCfg command.
Use the Disk Management tool to initialize the disk.	Run the manage-bde command.
Enable BitLocker on the new hard drive from Control Panel.	

QUESTION 4

You are a consultant traveling out of town. You are carrying a Windows 8.1 Pro laptop that you use for giving presentations while connected to a projector.

You are concerned about battery life while presenting and need to modify your power settings to maximize battery life without risking interrupting your presentation.

Which two settings do you need to configure to increase battery life without risking interruption to your presentation? (To

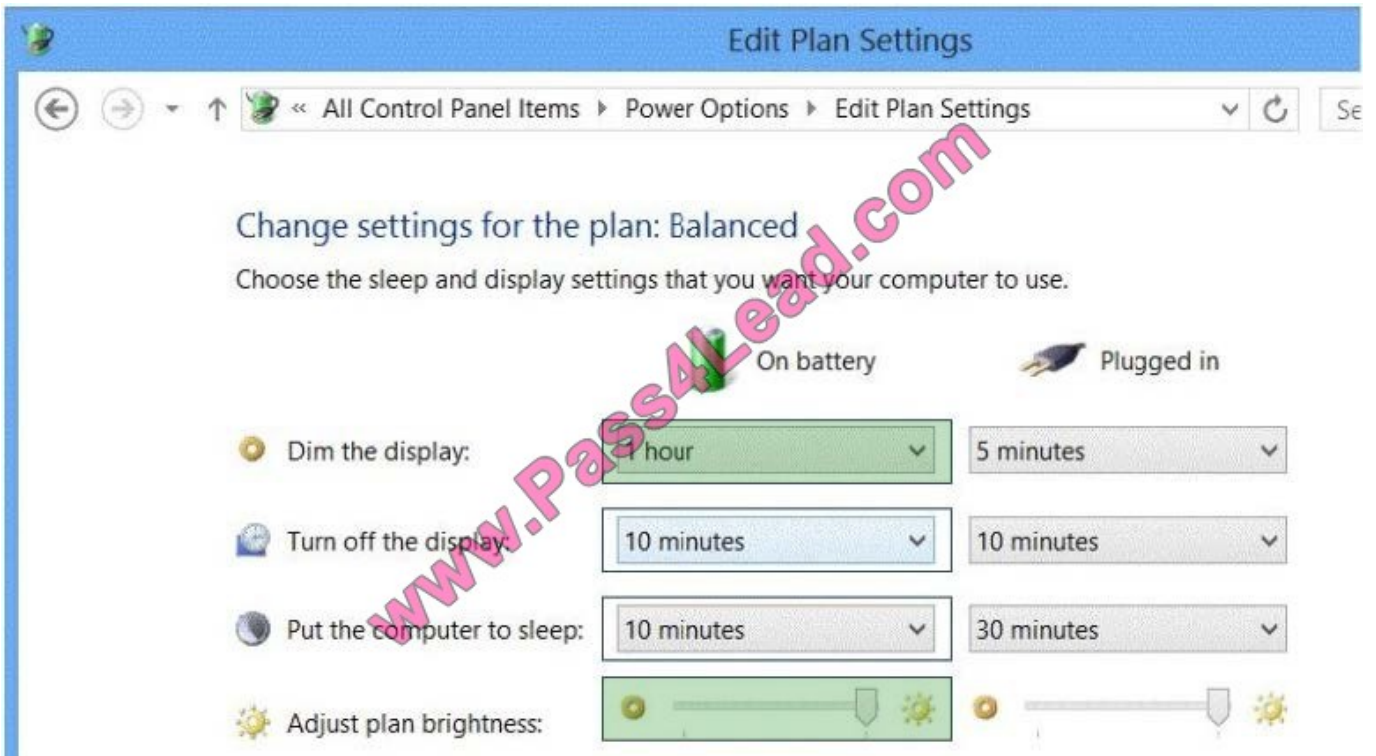


answer, select the appropriate two settings from the Power Options window in the answer area.)

Hot Area:



Correct Answer:





QUESTION 5



A company has 20 portable computers that run Windows 7. The computers are members of a workgroup.

The company plans to upgrade the computers to Windows 8.1. You are planning a deployment strategy.

You need to ensure that users can log on to their existing accounts and access their existing data after the upgrade.

Which three actions should you perform in sequence? (To answer, move the appropriate actions from the list of actions to the answer area and arrange them in the correct order.)

Select and Place:

Actions	Answer Area
Create Windows 8.1 installation media by extracting the installation files to a bootable USB flash drive.	 
Create Windows 8.1 installation media by copying the Windows 8.1 .iso image file to a bootable USB flash drive.	
Start the portable computer with the original operating system and then insert the bootable USB flash drive.	
Start the portable computer from the bootable USB flash drive.	
Run the Windows 8.1 Setup Wizard.	
Run the Windows 7 Upgrade Advisor.	

Correct Answer:



Actions

Create Windows 8.1 installation media by copying the Windows 8.1 .iso image file to a bootable USB flash drive.

Start the portable computer from the bootable USB flash drive.

Run the Windows 7 Upgrade Advisor.

Answer Area

Create Windows 8.1 installation media by extracting the installation files to a bootable USB flash drive.

Start the portable computer with the original operating system and then insert the bootable USB flash drive.

Run the Windows 8.1 Setup Wizard.

[Latest 70-692 Dumps](#)

[70-692 PDF Dumps](#)

[70-692 Study Guide](#)



To Read the [Whole Q&As](#), please purchase the [Complete Version](#) from [Our website](#).

Try our product !

100% Guaranteed Success

100% Money Back Guarantee

365 Days Free Update

Instant Download After Purchase

24x7 Customer Support

Average 99.9% Success Rate

More than 800,000 Satisfied Customers Worldwide

Multi-Platform capabilities - [Windows](#), [Mac](#), [Android](#), [iPhone](#), [iPod](#), [iPad](#), [Kindle](#)

We provide exam PDF and VCE of Cisco, Microsoft, IBM, CompTIA, Oracle and other IT Certifications. You can view Vendor list of All Certification Exams offered:

<https://www.pass4lead.com/allproducts>

Need Help

Please provide as much detail as possible so we can best assist you.

To update a previously submitted ticket:



 <p>One Year Free Update Free update is available within One Year after your purchase. After One Year, you will get 50% discounts for updating. And we are proud to boast a 24/7 efficient Customer Support system via Email.</p>	 <p>Money Back Guarantee To ensure that you are spending on quality products, we provide 100% money back guarantee for 30 days from the date of purchase.</p>	 <p>Security & Privacy We respect customer privacy. We use McAfee's security service to provide you with utmost security for your personal information & peace of mind.</p>
---	---	--

Any charges made through this site will appear as Global Simulators Limited.

All trademarks are the property of their respective owners.

Copyright © pass4lead, All Rights Reserved.