



70-779^{Q&As}

Provisioning SQL Databases

Pass Microsoft 70-779 Exam with 100% Guarantee

Free Download Real Questions & Answers **PDF** and **VCE** file from:

<https://www.pass4lead.com/70-779.html>

100% Passing Guarantee
100% Money Back Assurance

Following Questions and Answers are all new published by Microsoft
Official Exam Center

-  **Instant Download** After Purchase
-  **100% Money Back** Guarantee
-  **365 Days** Free Update
-  **800,000+** Satisfied Customers





QUESTION 1

Your company has a data analyst who uses Microsoft Power BI Desktop to create a data model and several reports.

The data analyst publishes the reports to the Power BI service.

You need to create a PivotTable in Excel that uses the data model created by the data analyst. The solution must prevent the data from being imported into Excel.

What should you do first?

- A. From powerbt.com, select the report. From the File menu, click Save as.
- B. From Excel, create a new query that uses the Data Catalog.
- C. From powerbi.com, select the report From the File menu, click Download report.
- D. From powerbi.com, select the report and click Analyze in Excel.

Correct Answer: D

QUESTION 2

You have a table that contains sales data.

You need to create a PivotTable that will display the sales by country as shown in the following exhibit.

Row Labels		Sum of Sales
Canada		\$3,000,000.00
France		\$500,000.00
Germany		\$1,000,000.00
Mexico		\$800,000.00
United States		\$4,000,000.00
Grand Total		\$8,300,000.00

What should you use to display the icons?

- A. a measure
- B. conditional formatting
- C. data validation
- D. a KPI

Correct Answer: B



QUESTION 3

Note: This question is part of a series of questions that present the same scenario. Each question in the series contains a unique solution that might meet the stated goals. Some question sets might have more than one correct solution, while others might not have a correct solution. After you answer a question in this section, you will NOT be able to return to it. As a result these questions will not appear in the review screen.

You have an Excel workbook that contains a table named Table1. A sample of the data in Table1 is shown in the following table.

ProductID	ProductName	ProductCategory	ProductSubCategory	Price
1	Product1	Category1	Subcategory1	10.22
2	Product2	Category1	Subcategory1	10.44
3	Product3	Category1	Subcategory1	10.33
4	Product4	Category1	Subcategory2	11.19
5	Product5	Category1	Subcategory2	11.19
6	Product6	Category2	Subcategory3	10.15
7	Product7	Category2	Subcategory3	10.77
8	Product8	Category2	Subcategory3	10.55
9	Product9	Category2	Subcategory4	10.19
10	Product10	Category2	Subcategory4	10.88

You need to create a PivotTable in PowerPivot as shown in the exhibit.



Row Labels	Sum of Price
Category1	
Subcategory1	
Product1	10.22
Product2	10.44
Product3	10.33
Subcategory1	
Total	30.99
Subcategory2	
Product4	11.19
Product5	11.19
Subcategory2	
Total	22.38
Category1 Total	53.37
Category2	
Subcategory3	
Product6	10.15
Product7	10.77
Product8	10.55
Subcategory3	
Total	31.47
Subcategory4	
Product10	10.88
Product9	10.19
Subcategory4	
Total	21.07
Category2 Total	52.54
Grand Total	105.91



Solution: You create a measure named Products the uses the CONCATENATEX DAX function. You add a PivotTable. You drag Products to the Rows field. You drag Price to the Values field. Does this meet the goal?

A. Yes

B. No

Correct Answer: B

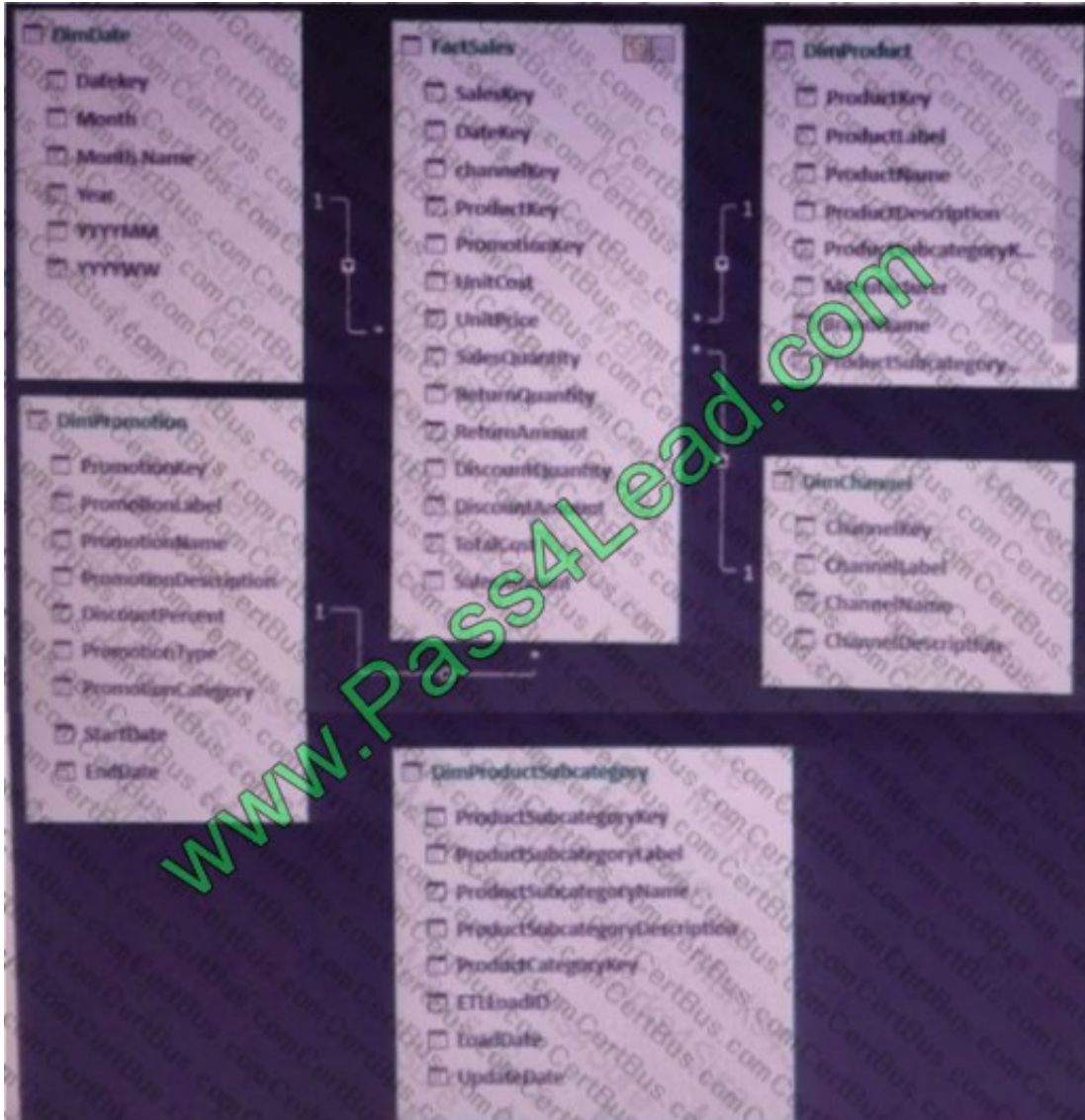
QUESTION 4

Note: This question is part of a series of questions that use the same scenario. For your convenience, the scenario is repeated in each question. Each question presents a different goal and answer choices, but the text of the scenario is the

same in each question in this series.

Start of repeated scenario

You have six workbook queries that each extracts a table from a Microsoft Azure SQL database. The tables are loaded to the data model, but the data is not loaded to any worksheets. The data model is shown in the Data Model exhibit.



Your company has 100 product subcategories and more than 10,000 products.

End of repeated scenario.

You need to create a simplified view of the workbook for some users. The simplified view must only display data from FactSales, DimProduct, and DimDate.

What should you do in the data model?

- A. Click Hide from Client Tools for all the tables except FactSales, DimProduct, and DimDate.
- B. Create a new perspective.
- C. Modify the Table Behavior settings for FactSales, DimProduct, and DimDate.
- D. Add the columns from FactSales, DimProduct, and DimDate to the Default Field Set.

Correct Answer: A



QUESTION 5


You have a query as shown in the following exhibit.

Date	Amount	Category	Description
	Wingtip	Expenses from General Ledger for 2016	
		Generated Jan 2, 2017	
	Expenses for	January 201	6
2016-01-01	\$923.00	Operations	Telephone and internet
2016-01-04	\$338.00	Operations	Electricity Bill
2016-01-10	\$300.00	Marketing	TV Advertisements - West Coast
2016-01-15	\$126.00	Operations	Water and City Utilities
2016-01-15	\$68.45	Office Supplies	Pencils & Paper clips
2016-01-15	\$42.00	Research & Development	Ature HDInsight Subscription
2016-01-21	\$48.05	Marketing	TV Advertisements - East Coast
2016-01-25	\$340.00	Office Supplies	Postage Stamps
	Expenses for	February 20	16
2016-02-02	\$785.00	Operations	Telephone and internet
2016-02-05	\$255.00	Operations	Electricity Bill


You need to ensure that the data only contains rows that have a valid date.

Which three actions should you perform in sequence? To answer, move the appropriate actions from the list of actions to the answer are in the correct order.

Select and Place:



Correct Answer:



[Latest 70-779 Dumps](#)

[70-779 VCE Dumps](#)

[70-779 Practice Test](#)



To Read the [Whole Q&As](#), please purchase the [Complete Version](#) from [Our website](#).

Try our product !

100% Guaranteed Success

100% Money Back Guarantee

365 Days Free Update

Instant Download After Purchase

24x7 Customer Support

Average 99.9% Success Rate

More than 800,000 Satisfied Customers Worldwide

Multi-Platform capabilities - [Windows](#), [Mac](#), [Android](#), [iPhone](#), [iPod](#), [iPad](#), [Kindle](#)

We provide exam PDF and VCE of Cisco, Microsoft, IBM, CompTIA, Oracle and other IT Certifications. You can view Vendor list of All Certification Exams offered:

<https://www.pass4lead.com/allproducts>

Need Help

Please provide as much detail as possible so we can best assist you.

To update a previously submitted ticket:



 <p>One Year Free Update Free update is available within One Year after your purchase. After One Year, you will get 50% discounts for updating. And we are proud to boast a 24/7 efficient Customer Support system via Email.</p>	 <p>Money Back Guarantee To ensure that you are spending on quality products, we provide 100% money back guarantee for 30 days from the date of purchase.</p>	 <p>Security & Privacy We respect customer privacy. We use McAfee's security service to provide you with utmost security for your personal information & peace of mind.</p>
---	---	--

Any charges made through this site will appear as Global Simulators Limited.

All trademarks are the property of their respective owners.

Copyright © pass4lead, All Rights Reserved.