

E20-007^{Q&As}

Data Science and Big Data Analytics

Pass EMC E20-007 Exam with 100% Guarantee

Free Download Real Questions & Answers **PDF** and **VCE** file from:

<https://www.pass2lead.com/e20-007.html>

100% Passing Guarantee
100% Money Back Assurance

Following Questions and Answers are all new published by EMC
Official Exam Center

-  **Instant Download** After Purchase
-  **100% Money Back** Guarantee
-  **365 Days** Free Update
-  **800,000+** Satisfied Customers



QUESTION 1

Refer to the exhibit.

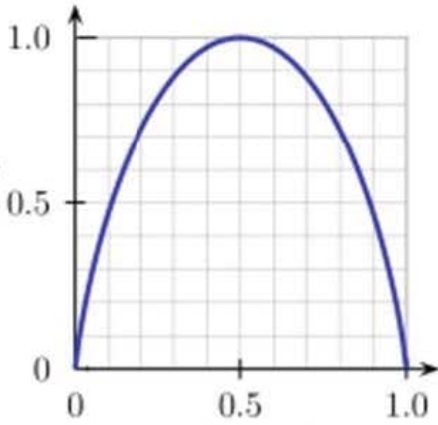


Fig-A

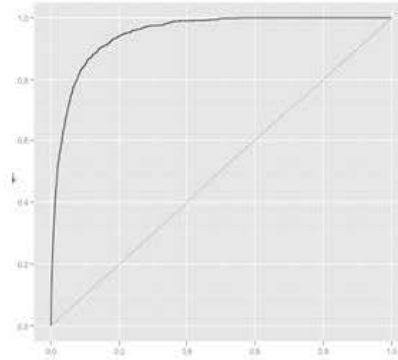


Fig-B

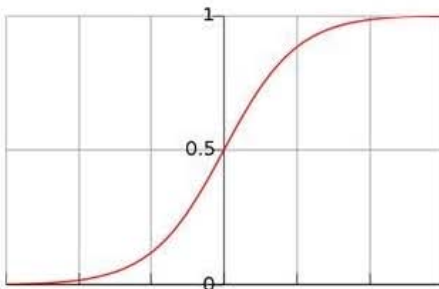


Fig-C

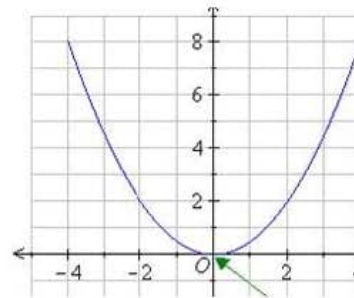


Fig-D

$$H = - \sum p(c) \log_2 p(c)$$

$p(c)$ is the probability of a given class

The exhibit shows four graphs labeled as Fig A through Fig D. Which figure represents the entropy function relative to a Boolean classification and is represented by the formula shown in Exhibit?

- A. Fig-A
- B. Fig-B
- C. Fig-C
- D. Fig-D

Correct Answer: A

QUESTION 2

Data visualization is used in the final presentation of an analytics project. For what else is this technique commonly

used?

- A. Assessing data quality
- B. Descriptive statistics
- C. ETLT
- D. Model selection

Correct Answer: A

QUESTION 3

Consider these itemsets:

(hat, scarf, coat)

(hat, scarf, coat, gloves)

(hat, scarf, gloves)

(hat, gloves)

(scarf, coat, gloves)

What is the confidence of the rule (hat, scarf) -> gloves?

- A. 66%
- B. 40%
- C. 50%
- D. 60%

Correct Answer: A

QUESTION 4

You have been assigned to run a linear regression model for each of 5,000 distinct districts, and all the data is currently stored in a PostgreSQL database. Which tool/library would you use to produce these models with the least effort?

- A. MADlib
- B. Mahout
- C. R
- D. HBase

Correct Answer: A

QUESTION 5

Which R data structure allows elements to have different data types?

- A. List
- B. Vector
- C. Matrix
- D. Array

Correct Answer: A

[Latest E20-007 Dumps](#)

[E20-007 Study Guide](#)

[E20-007 Exam Questions](#)