

# PW0-250<sup>Q&As</sup>

Certified Wireless Design Professional (CWDP)

## Pass CWNP PW0-250 Exam with 100% Guarantee

Free Download Real Questions & Answers **PDF** and **VCE** file from:

<https://www.pass2lead.com/pw0-250.html>

100% Passing Guarantee  
100% Money Back Assurance

Following Questions and Answers are all new published by CWNP  
Official Exam Center

- ⚙️ **Instant Download** After Purchase
- ⚙️ **100% Money Back** Guarantee
- ⚙️ **365 Days** Free Update
- ⚙️ **800,000+** Satisfied Customers



**QUESTION 1**

What antenna connector type is displayed in the exhibit?



- A. RP-TNC
- B. RP-SMA
- C. N Connector
- D. MC Connector
- E. MMCX

Correct Answer: B

**QUESTION 2**

Given: A WLAN controller is connected to ABC Company's core layer 3 Ethernet switch with an IEEE 802.1Q trunk connection. The WLAN controller's native VLAN is VLAN 6 and its IP address is 10.0.14.2 /24. Lightweight APs supporting centralized forwarding are connected to the network on VLANs 7, 8, and 9, and they each build a layer 3 tunnel back to the WLAN controller's IP address. The dynamically assigned IP addresses received by each AP from a DHCP server will be .

- A. Associated with the VLAN on which they are connected.
- B. Associated with the native VLAN of the WLAN controller.
- C. Associated with VLAN 1, the default VLAN for new APs
- D. Associated with a non-routable VLAN until the MAC address of the AP is removed from the controller's MAC filter

Correct Answer: A

---

### QUESTION 3

Why does a frame transmitted at 1 Mbps have a greater usable range than the same frame transmitted at 54 Mbps?

- A. Free space path loss causes greater signal dispersion for higher rate transmissions.
- B. Receiver sensitivity requirements are lower for frames transmitted with less complex modulation and coding.
- C. To improve reliability, 802.11 STAs increase transmit power as the signaling rate decreases.
- D. Lower data rate RF transmissions travel at higher speeds and are less likely to experience collisions.
- E. Frames sent at higher data rates are also sent at higher power levels and are therefore more prone to collisions and multipath.

Correct Answer: B

---

### QUESTION 4

In a manufacturing facility with highly reflective materials, you are planning an upgrade to your existing 802.11b solution. You have chosen a dual-band 802.11n infrastructure product for this purpose. Your client applications include:

Handheld scanners -- for inventory management

Toughbooks (laptops) -- mounted on forklifts for inventory and workflow management

VoWiFi phones -- used by select employees throughout the facility

You are evaluating all of the 802.11n enhancements and determining which features to enable for your environment and applications.

In this scenario, what 802.11n enhancements should NOT be enabled on the 2.4 GHz radio of the new APs? (Choose 2)

- A. 40 MHz channels

- B. Short guard intervals
- C. Block Acknowledgments
- D. Frame aggregation
- E. MRC
- F. STBC

Correct Answer: AB

**QUESTION 5**

What type of pattern matches the 12 dBi antenna displayed in the exhibit?



Figure 1

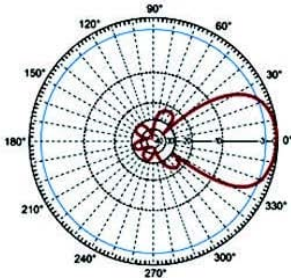


Figure 2

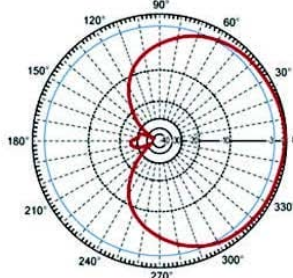


Figure 3

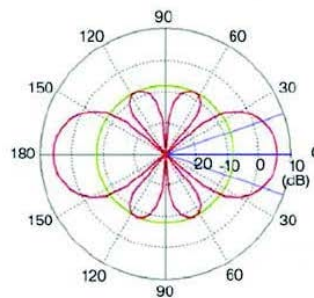
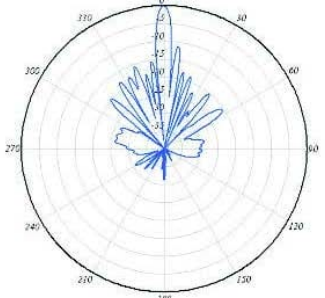


Figure 4



- A. Figure 1
- B. Figure 2
- C. Figure 3
- D. Figure 4

Correct Answer: A

[PW0-250 Practice Test](#)

[PW0-250 Study Guide](#)

[PW0-250 Exam Questions](#)