

# CWDP-303<sup>Q&As</sup>

Certified Wireless Design Professional





**Pass CWNP CWDP-303 Exam with 100% Guarantee**

Free Download Real Questions & Answers **PDF** and **VCE** file from:

<https://www.pass2lead.com/cwdp-303.html>

100% Passing Guarantee  
100% Money Back Assurance

Following Questions and Answers are all new published by CWNP  
Official Exam Center

-  **Instant Download** After Purchase
-  **100% Money Back** Guarantee
-  **365 Days** Free Update
-  **800,000+** Satisfied Customers



**QUESTION 1**

What are the deliverables to your customer after successfully implementing a WLAN infrastructure?

- A. Digital or physical assets, guides, floorplans and configuration documents
- B. Project Charter
- C. Facility blueprints
- D. Nothing is required. The implemented WLAN was deliverable

Correct Answer: A

---

**QUESTION 2**

What limitation exists when WMM is not enabled on an 802.11n WLAN?

- A. 802.11 QoS will not be available
- B. The maximum channel-width will be 20MHz
- C. EDCA values will change
- D. Only two ACs will be available

Correct Answer: A

Reference: <https://mrnciew.com/2013/07/30/wmm-qos-profile/>

---

**QUESTION 3**

You are conducting a physical site survey where heavy machinery is repaired. What is a common item required specifically for this type of survey?

- A. Personal Protective Equipment (PPE)
- B. Low gain antennas
- C. Low power APs
- D. Indoor APs

Correct Answer: A

---

**QUESTION 4**

In addition to a copy of your design, which tools should you use to ensure the installation team deploys APs where you have them designed to be located?

- A. GPS and a map
- B. RF spectrum analyzer and packet capturing software
- C. Ladder and a pen
- D. Camera and marking tools

Correct Answer: A

---

#### QUESTION 5

Your customer is using PSK as their only authentication. They have an industry requirement to move to a stronger solution. Your recommendation is to move to a certificate-based type of authentication where both the client and server require certificates. Which EAP type would be the best fit?

- A. EAP-FAST
- B. EAP-TTLS
- C. EAP-TLS
- D. PEAP

Correct Answer: C

Reference: <https://www.intel.com/content/www/us/en/support/articles/000006999/network-and-io/wirelessnetworking.html>

[CWDP-303 PDF Dumps](#)

[CWDP-303 VCE Dumps](#)

[CWDP-303 Braindumps](#)