

# A00-240<sup>Q&As</sup>

SAS Certified Statistical Business Analyst Using SAS 9: Regression and Modeling Credential

## Pass SASInstitute A00-240 Exam with 100% Guarantee

Free Download Real Questions & Answers **PDF** and **VCE** file from:

<https://www.pass2lead.com/a00-240.html>

100% Passing Guarantee  
100% Money Back Assurance

Following Questions and Answers are all new published by SASInstitute Official Exam Center

- ⚙️ **Instant Download** After Purchase
- ⚙️ **100% Money Back** Guarantee
- ⚙️ **365 Days** Free Update
- ⚙️ **800,000+** Satisfied Customers



**QUESTION 1**

An analyst knows that the categorical predictor, storeId, is an important predictor of the target.

However, store\_id has too many levels to be a feasible predictor in the model. The analyst wants to combine stores and treat them as members of the same class level.

What are the two most effective ways to address the problem? (Choose two.)

- A. Eliminate store\_id as a predictor in the model because it has too many levels to be feasible.
- B. Cluster by using Greenacre's method to combine stores that are similar.
- C. Use subject matter expertise to combine stores that are similar.
- D. Randomly combine the stores into five groups to keep the stochastic variation among the observations intact.

Correct Answer: BC

---

**QUESTION 2**

Given the following SAS data set TEST:

```
Inc_Group  
1  
2  
3  
4  
5
```

Which SAS program is NOT a correct way to create dummy variables?

- A. 

```
data DUMMY_TEST1;
  set TEST;
  Inc_Group1=(Inc_Group=1);
  Inc_Group2=(Inc_Group=2);
  Inc_Group3=(Inc_Group=3);
  Inc_Group4=(Inc_Group=4);
  Inc_Group5=(Inc_Group=5);
run;
```
- B. 

```
data DUMMY_TEST1;
  set TEST;
  if Inc_Group=1 then Inc_Group1=1;
  else Inc_Group1=0;
  if Inc_Group=2 then Inc_Group2=1;
  else Inc_Group2=0;
  if Inc_Group=3 then Inc_Group3=1;
  else Inc_Group3=0;
  if Inc_Group=4 then Inc_Group4=1;
  else Inc_Group4=0;
  if Inc_Group=5 then Inc_Group5=1;
  else Inc_Group5=0;
run;
```
- C. 

```
data DUMMY_TEST1 (drop=i);
  set TEST;
  array inc(*) Inc_Group1 - Inc_Group5;
  do i = 1 to 5;
    inc(i) = ( Inc_Group = i );
  end;
run;
```
- D. 

```
data DUMMY_TEST1 (drop=i);
  set TEST;
  array inc(*) Inc_Group1 Inc_Group2 Inc_Group3
              Inc_Group4 Inc_Group5;
  do i = 1 to 5;
    ( Inc_Group = i );
  end;
run;
```

A. Option A

B. Option B

C. Option C

D. Option D

Correct Answer: D

### QUESTION 3

A linear model has the following characteristics:

1.

A dependent variable (y)

2.

Three continuous predictor variables (x1-x3)

3.

One categorical predictor variable (c1 with 3 levels)

Which SAS program fits this model?

A. 

```
proc glm data=SASUSER.MLR;
  class c1 x1 x2 x3;
  model y = c1 x1-x3 /solution;
run;
```

B. 

```
proc reg data=SASUSER.MLR;
  model y = c1 x1-x3 /solution;
run;
```

C. 

```
proc reg data=SASUSER.MLR;
  class c1;
  model y = c1 x1-x3;
run;
```

D. 

```
proc glm data=SASUSER.MLR;
  class c1;
  model y = c1 x1-x3 /solution;
run;
```

A. Option A

- B. Option B
- C. Option C
- D. Option D

Correct Answer: D

**QUESTION 4**

FILL BLANK

Refer to the REG procedure output:

---

*Analysis of Variance*

<i>Source</i>	<i>DF</i>	<i>Sun of Squares</i>	<i>Mean Square</i>	<i>F Value</i>	<i>Pr &gt; F</i>
<i>Model</i>	3	33033	11011	115.63	<.0001
<i>Error</i>	496	47231	95.22454		
<i>Corrected Total</i>	499	80265			

Calculate the coefficient of determination, R-Square.

Enter your numeric answer in the space below. Round to 4 decimal places (example: n.nnnn).

Correct Answer: 0.5671

Section: (none)

**QUESTION 5**

A non-contributing predictor variable ( $Pr > |t| = 0.658$ ) is added to an existing multiple linear regression model.

What will be the result?

- A. An increase in R-Square
- B. A decrease in R-Square
- C. A decrease in Mean Square Error
- D. No change in R-Square

Correct Answer: A

**QUESTION 6**

Which characteristic of Studentized residuals indicate potential outliers?

- A. Only studentized residuals greater than negative two
- B. Only studentized residuals less than negative two and greater than two
- C. Only studentized residuals greater than two
- D. Only studentized residuals less than two and greater than negative two

Correct Answer: C

---

**QUESTION 7**

The SAS data set RESULT contains the following variables:

1.  
Region (GrpA or GrpB)
2.  
Sales (dollars per year)

Which SAS programs can be used to find the p-value for comparing GrpA sales with GrpB sales? (Choose two.)

- A. 

```
proc ttest data = RESULT;
  class Region;
  var Sales;
run;
```
- B. 

```
proc ttest data = RESULT;
  class Region;
  model Sales = Region;
run;
```
- C. 

```
proc glm data = RESULT;
  class Region;
  model Sales = Region;
run;
```
- D. 

```
proc glm data = RESULT;
  class Sales;
  model Sales = Region;
run;
```

A. Option A

B. Option B

C. Option C

D. Option D

Correct Answer: AB

### QUESTION 8

This question will ask you to provide a missing option. Given the following SAS program:

```
proc corr data = MYDATA <insert option here> ;
  var x1 x2 x3 x4 x5;
  with Target;
run;
```

What option must be added to the program to obtain a data set containing Pearson statistics?

A. OUTPUT=estimates

- B. OUTP=estimates
- C. OUTSTAT=estimates
- D. OUTCORR=estimates

Correct Answer: B

---

#### QUESTION 9

The question will ask you to provide a missing statement. Given the following SAS program:

```
proc logistic data = MYDIR.DEFAULT_DATA des;  
    model Purchase = Money Acct_type Debt Employment;  
    <insert statement here>  
run;
```

Which SAS statement will complete the program to correctly score the data set NEW\_DATA?

- A. Score data data=MYDIR.NEW\_DATA out=scores;
- B. Score data data=MYDIR.NEW\_DATA output=scores;
- C. Score data=HYDIR.NEU\_DATA output=scores;
- D. Score data=MYDIR, NEW DATA out=scores;

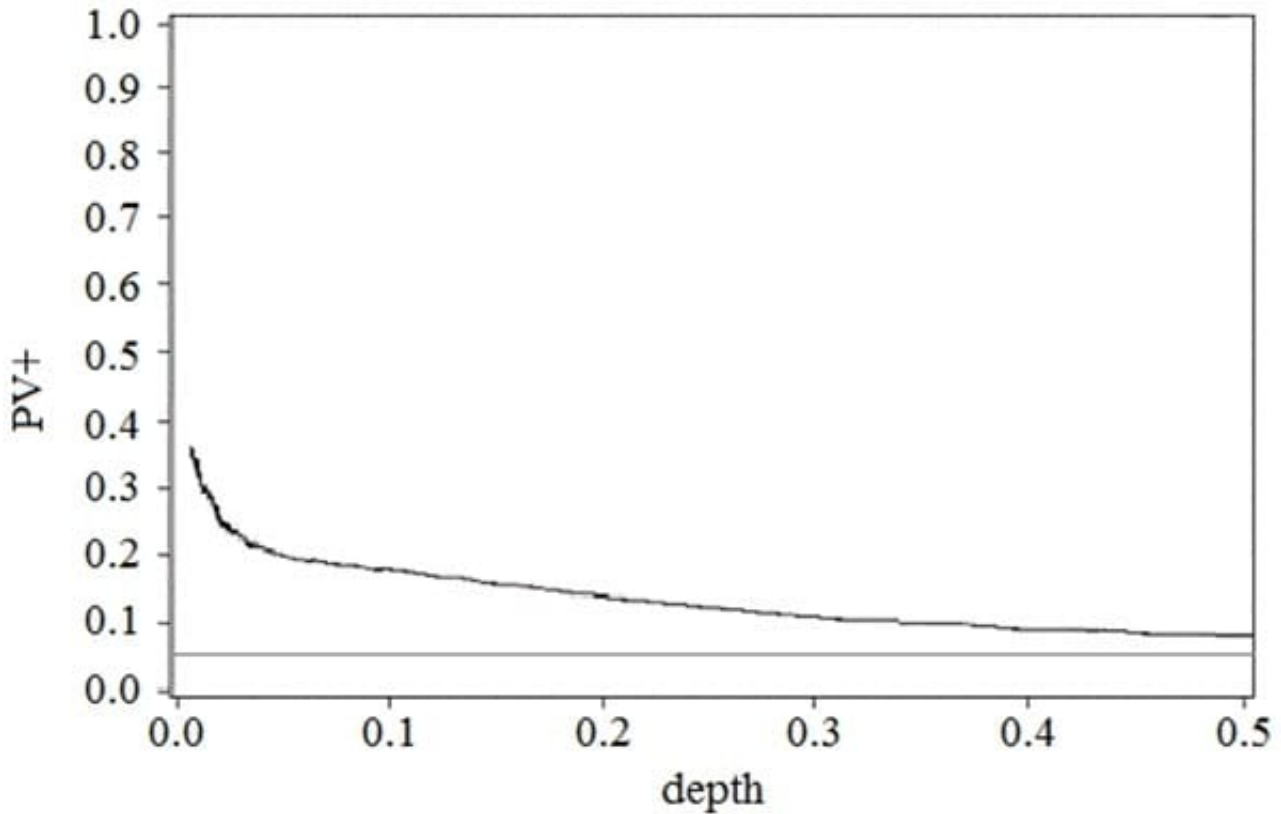
Correct Answer: D

---

#### QUESTION 10

Refer to the exhibit:





On the Gains Chart, what is the correct interpretation of the horizontal reference line?

- A. the proportion of cases that cannot be classified
- B. the probability of a false negative
- C. the probability of a false positive
- D. the prior event rate

Correct Answer: B

**QUESTION 11**

Which method is NOT an appropriate way to score new observations with a known target in a logistic regression model?

- A. Use the SCORE statement in the LOGISTIC procedure.
- B. Augment the training data set with new observations and set their responses to missing.
- C. Augment the training data set with new observations and rerun the LOGISTIC procedure.
- D. Use the saved parameter estimates from the LOGISTIC procedure and score new observations in the SCORE procedure.

Correct Answer: C

**QUESTION 12**

FILL BLANK

Refer to the confusion matrix:

		Predicted Outcome	
		0	1
Actual Outcome	0	345	155
	1	188	312

An analyst determines that loan defaults occur at the rate of 3% in the overall population. The above confusion matrix is from an oversampled test set (1 = default).

What is the sensitivity adjusted for the population event probability?

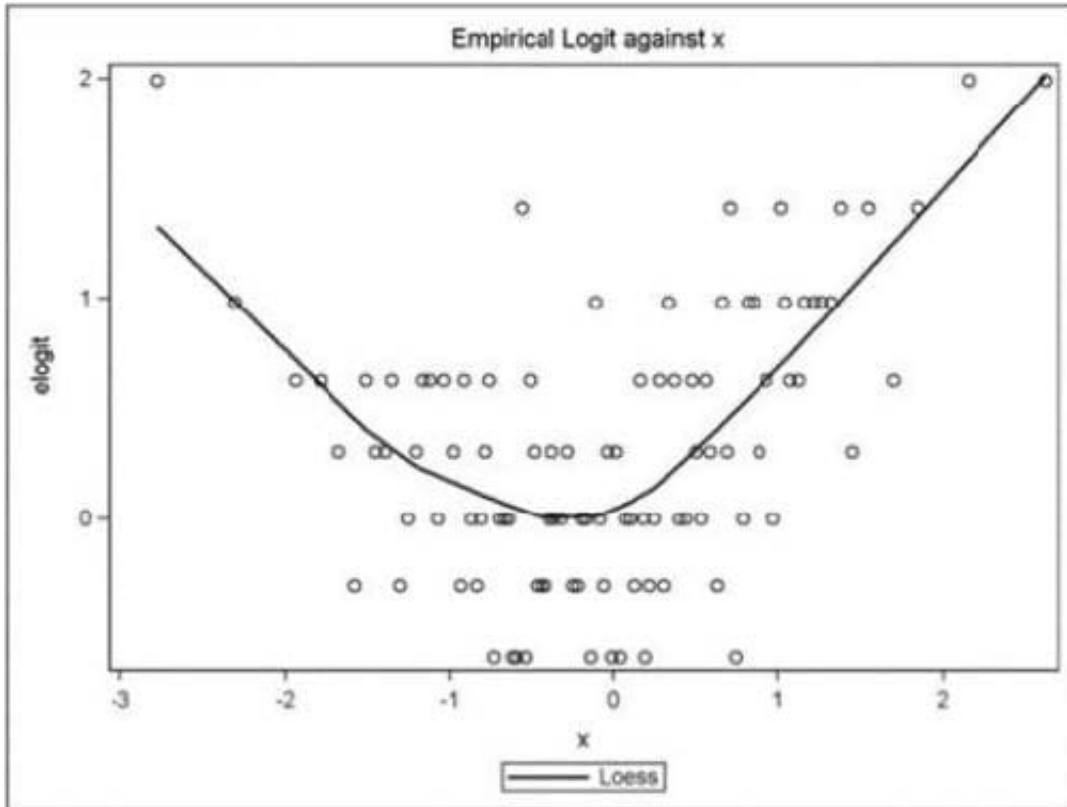
Enter your answer in the space below. Round to three decimals (example: n.nnn).

Correct Answer: 0.617

Section: (none)

**QUESTION 13**

Refer to the following exhibit:



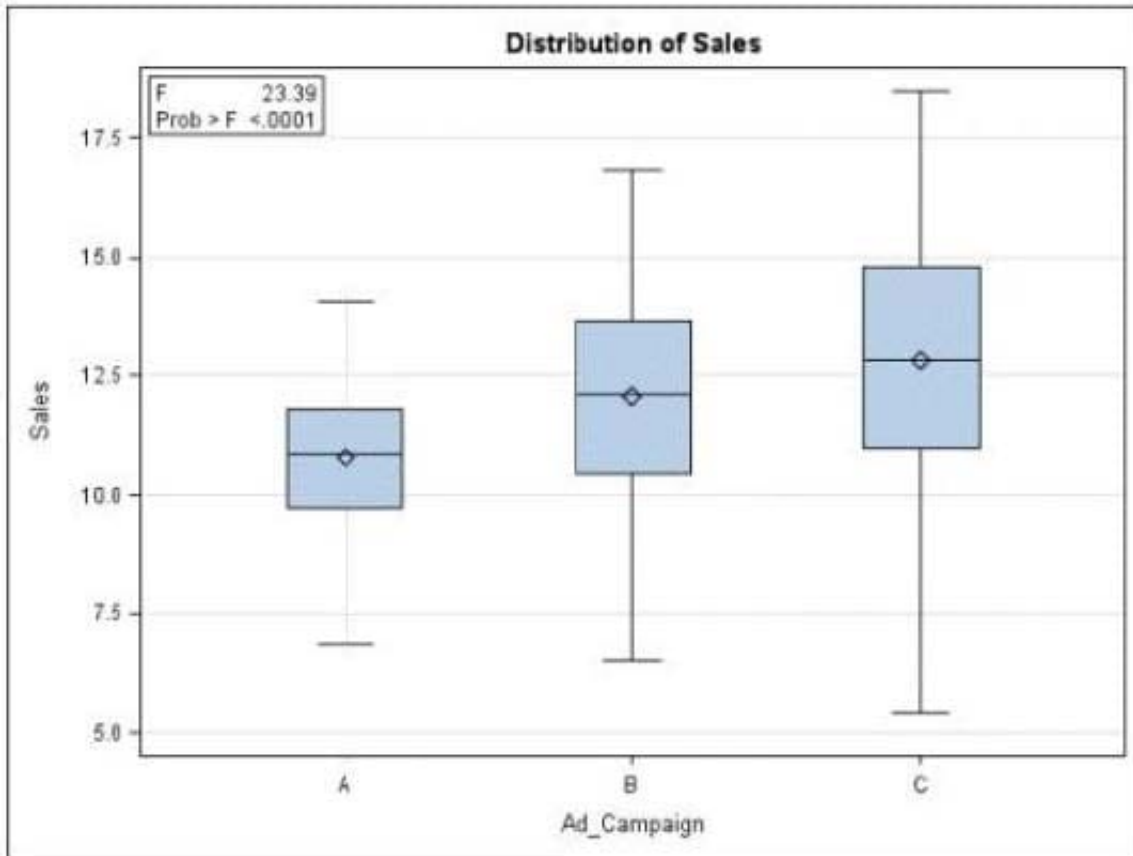
What is a correct interpretation of this graph?

- A. The association between the continuous predictor and the binary response is quadratic.
- B. The association between the continuous predictor and the log-odds is quadratic.
- C. The association between the continuous predictor and the continuous response is quadratic.
- D. The association between the binary predictor and the log-odds is quadratic.

Correct Answer: B

#### QUESTION 14

Refer to the exhibit:



The box plot was used to analyze daily sales data following three different ad campaigns. The business analyst concludes that one of the assumptions of ANOVA was violated.

Which assumption has been violated and why?

- A. Normality, because Prob > F
- B. Normality, because the interquartile ranges are different in different ad campaigns.
- C. Constant variance, because Prob > F
- D. Constant variance, because the interquartile ranges are different in different ad campaigns.

Correct Answer: D

### QUESTION 15

The selection criterion used in the forward selection method in the REG procedure is:

- A. Adjusted R-Square
- B. SLE
- C. Mallows' Cp
- D. AIC

Correct Answer: B

[Latest A00-240 Dumps](#)

[A00-240 VCE Dumps](#)

[A00-240 Exam Questions](#)