

JN0-648^{Q&As}

Enterprise Routing and Switching, Professional (JNCIP-ENT)

Pass Juniper JN0-648 Exam with 100% Guarantee

Free Download Real Questions & Answers **PDF** and **VCE** file from:

<https://www.pass2lead.com/jn0-648.html>

100% Passing Guarantee
100% Money Back Assurance

Following Questions and Answers are all new published by Juniper
Official Exam Center

- ⚙️ **Instant Download** After Purchase
- ⚙️ **100% Money Back** Guarantee
- ⚙️ **365 Days** Free Update
- ⚙️ **800,000+** Satisfied Customers



QUESTION 1

You are asked to deploy 802.1X on your EX Series switches. You need to ensure authenticated devices continue to have access to the network even if the authentication server fails.

Which action meets this configuration objective?

- A. Configure the server fail fallback with a value of sustain.
- B. Set the reauthentication interval to a value of 0.
- C. Configure the static MAC bypass for the authentication server.
- D. Set the reauthentication interval to a value of disable.

Correct Answer: A

QUESTION 2

Click the Exhibit button.

```
user@switch# run show dot1x interface detail
ge-0/0/15.0
  Role: Authenticator
  Administrative state: Auto
  Supplicant mode: Single-Secure
  Number of retries: 3
  Quiet period: 60 seconds
  Transmit period: 30 seconds
  Mac Radius: Enabled
  Mac Radius Restrict: Disabled
  Reauthentication: Enabled
  Configured Reauthentication interval: 3600 seconds
  Supplicant timeout: 30 seconds
  Server timeout: 30 seconds
  Maximum EAPOL requests: 2
  Guest VLAN member: guest
  Number of connected supplicants: 1
    Supplicant: 50c58dbaed16, 50:C5:8D:BA:ED:16
      Operational state: Authenticated
      Backend Authentication state: Idle
      Authentication method: Server-Fail Vlan
      Authenticated VLAN: guest
      Session Reauth interval: 3600 seconds
      Reauthentication due in 3393 seconds
```

You are authenticating user devices connected to your EX Series switch. You have 802.1X and MAC RADIUS configured for all ports. A user is complaining about the time it takes to connect their non-802.1X device on ge-0/0/15 using MAC RADIUS authentication.

Referring to the exhibit, what should be done to accelerate the authentication process?

- A. Configure the restrict feature for MAC RADIUS on ge-0/0/15.
- B. Configure the no-reauthenticationfeature for 802.1X on ge-0/0/15.
- C. Change the 802.1X retry attempts value to 5 on ge-0/0/15.
- D. Change the supplicant mode to multipleon ge-0/0/15.

Correct Answer: D

QUESTION 3

You want to route Layer 3 PVLAN traffic within the secondary VLAN. What is required to accomplish this task?

- A. an FBF policy
- B. an IRB
- C. a community VLAN
- D. an isolated VLAN

Correct Answer: B

QUESTION 4

When redistributing IGP routes into BGP, what information is used by default on Junos platforms to determine the BGP route's MED attribute value?

- A. the IGP Metric
- B. routing information base
- C. the IGP route preference
- D. route protocol source

Correct Answer: A

QUESTION 5

Click the Exhibit button.

```
[edit protocols]
user@switch# show lldp
advertisement-interval 30;
transmit-delay 4;
hold-multiplier 3;
ptopo-configuration-trap-interval 200;
ptopo-configuration-maximum-hold-time 400;
lldp-configuration-notification-interval 100;
interface all;
```

Referring to the exhibit, which TTL value will be sent to the LLDP neighbors?

- A. 120 seconds B. 400 seconds
- C. 90 seconds
- D. 200 seconds

Correct Answer: A

QUESTION 6

What are two supported PoE management modes? (Choose two.)

- A. class
- B. standalone
- C. static
- D. mixed

Correct Answer: AC

QUESTION 7

Click the Exhibit button.


```
user@router> show ospf database router extensive

OSPF database, Area 0.0.0.0
Type ID Adv Rtr Seq Age Opt Cksum Len
Router *101.101.101.101 101.101.101.101 0x800000066 849 0x22 0x71fc 348
bits 0x0, link count 27
id 10.8.1.1, data 10.8.1.1, Type Transit (2)
Topology count: 0, Default metric: 1
id 10.8.10.0, data 255.255.255.252, Type Stub (3)
Topology count: 0, Default metric: 1
id 10.8.2.0, data 255.255.255.252, Type Stub (3)
Topology count: 0, Default metric: 1
id 10.8.3.0, data 255.255.255.252, Type Stub (3)
Topology count: 0, Default metric: 1
id 10.8.4.0, data 255.255.255.252, Type Stub (3)
Topology count: 0, Default metric: 1
id 10.8.5.0, data 255.255.255.252, Type Stub (3)
Topology count: 0, Default metric: 1
id 10.8.6.0, data 255.255.255.252, Type Stub (3)
Topology count: 0, Default metric: 1
id 10.8.7.0, data 255.255.255.252, Type Stub (3)
Topology count: 0, Default metric: 1
id 10.8.8.0, data 255.255.255.252, Type Stub (3)
Topology count: 0, Default metric: 1
id 10.8.9.0, data 255.255.255.252, Type Stub (3)
Topology count: 0, Default metric: 1
id 101.101.101.101, data 255.255.255.255, Type Stub (3)
Topology count: 0, Default metric: 1
id 11.11.11.11, data 71.1.0.1, Type PointToPoint (1)
Topology count: 0, Default metric: 1
id 71.1.0.0, data 255.255.255.252, Type Stub (3)
Topology count: 0, Default metric: 1
id 11.11.11.11, data 71.1.1.1, Type PointToPoint (1)
Topology count: 0, Default metric: 1
id 71.1.1.0, data 255.255.255.252, Type Stub (3)
Topology count: 0, Default metric: 1
id 11.11.11.11, data 71.1.2.1, Type PointToPoint (1)
Topology count: 0, Default metric: 1
id 71.1.2.0, data 255.255.255.252, Type Stub (3)
Topology count: 0, Default metric: 1
id 11.11.11.11, data 71.1.3.1, Type PointToPoint (1)
Topology count: 0, Default metric: 1
id 71.1.3.0, data 255.255.255.252, Type Stub (3)
Topology count: 0, Default metric: 1
id 11.11.11.11, data 71.1.4.1, Type PointToPoint (1)
Topology count: 0, Default metric: 1
id 71.1.4.0, data 255.255.255.252, Type Stub (3)
Topology count: 0, Default metric: 1
id 11.11.11.11, data 71.1.5.1, Type PointToPoint (1)
Topology count: 0, Default metric: 1
id 71.1.5.0, data 255.255.255.252, Type Stub (3)
Topology count: 0, Default metric: 1
id 11.11.11.11, data 71.1.6.1, Type PointToPoint (1)
Topology count: 0, Default metric: 1
id 71.1.6.0, data 255.255.255.252, Type Stub (3)
Topology count: 0, Default metric: 1
id 11.11.11.11, data 71.1.7.1, Type PointToPoint (1)
Topology count: 0, Default metric: 1
id 71.1.7.0, data 255.255.255.252, Type Stub (3)
Topology count: 0, Default metric: 1
Topology default (ID 0)
Type: PointToPoint, Node ID: 11.11.11.11
Metric: 1, Bidirectional
Type: Transit, Node ID: 10.8.1.1
Metric: 1, Bidirectional
Gen timer 00:35:50
Aging timer 00:45:50
Installed 00:14:09 ago, expires in 00:45:51, sent 00:14:09 ago
Last changed 00:14:09 ago, Change count: 56, Ours
```

Referring to the exhibit, which statement is correct?

- A. This router is connected to 27 different areas.
- B. This router is an ASBR.
- C. This router is an ABR.
- D. This router originated the LSA.

Correct Answer: D

QUESTION 8

Click the Exhibit button.

```
user@switch# run show dot1x interface detail
ge-0/0/15.0
  Role: Authenticator
  Administrative state: Auto
  Supplicant mode: Single-Secure
  Number of retries: 3
  Quiet period: 60 seconds
  Transmit period: 30 seconds
  Mac Radius: Enabled
  Mac Radius Restrict: Disabled
  Reauthentication: Enabled
  Configured Reauthentication interval: 3600 seconds
  Supplicant timeout: 30 seconds
  Server timeout: 30 seconds
  Maximum EAPOL requests: 2
  Guest VLAN member: guest
  Number of connected supplicants: 1
    Supplicant: 50c58dbaed16, 50:C5:8D:BA:ED:16
      Operational state: Authenticated
      Backend Authentication state: Idle
      Authentication method: Server-Fail Vlan
      Authenticated VLAN: guest
      Session Reauth interval: 3600 seconds
      Reauthentication due in 3393 seconds
```

Referring to the exhibit, which statement is true?

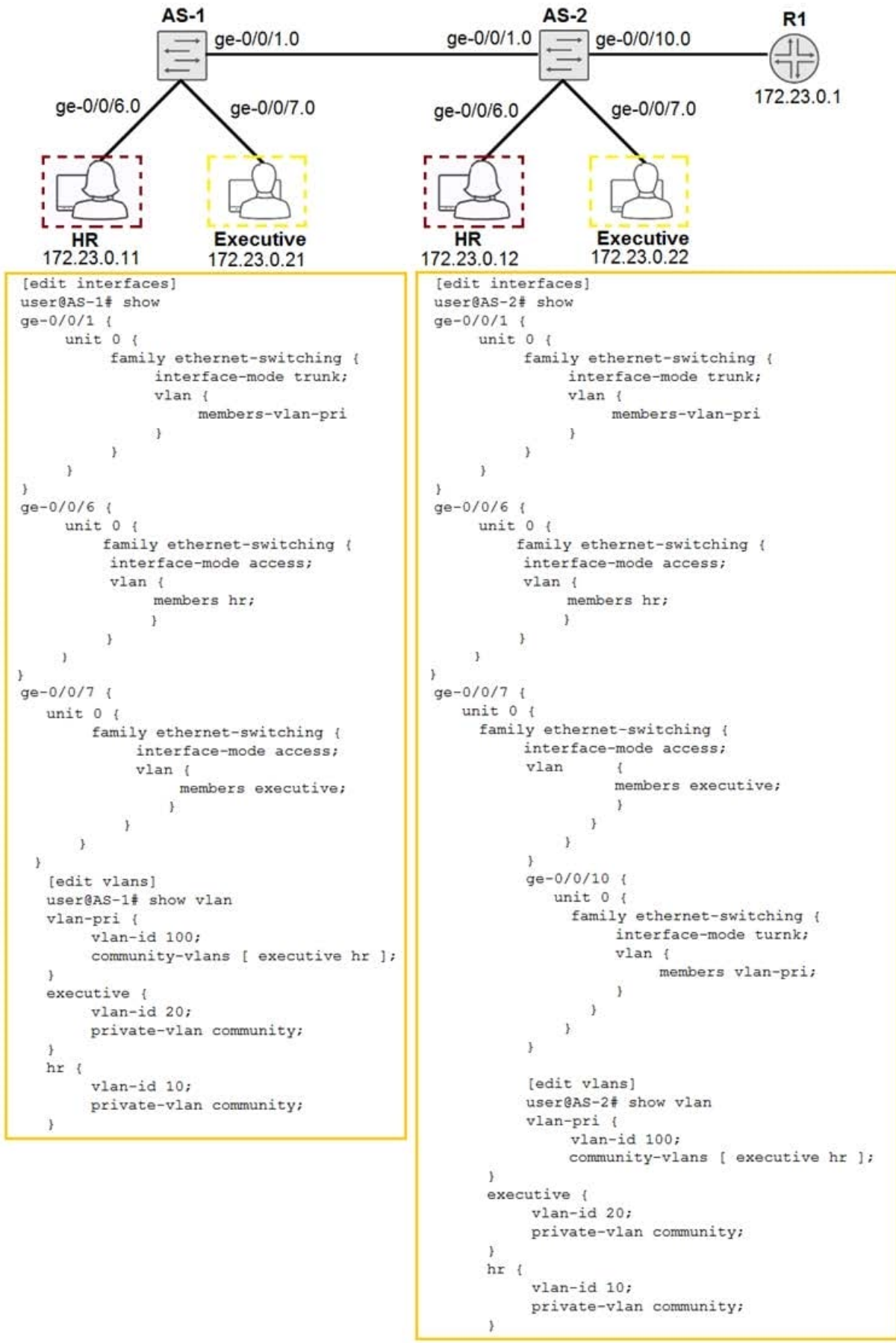
- A. Only 802.1X authentication will be used for devices connecting to ge-0/0/15.

- B. Additional users will automatically be allowed to connect to ge-0/0/15.
- C. The current device is authenticated using MAC RADIUS.
- D. The current device was allowed after authentication attempts to the RADIUS server failed.

Correct Answer: D

QUESTION 9

Click the Exhibit button.



You recently implemented the configuration shown in the exhibit. After committing these changes, the community devices connected to AS-1 are not able to communicate with the appropriate community devices connected to AS-2.

What must be done to allow these community devices to communicate?

- A. You must configure an isolation VLAN ID under the vlan-pri VLAN on the AS-2 switch.
- B. You must configure the ge-0/0/10 interface on AS-1 as the inter-switch link
- C. You must configure the ge-0/0/1 interface on both switches as the inter-switch links.
- D. You must configure an isolation VLAN ID under the vlan-pri VLAN on both switches.

Correct Answer: C

QUESTION 10

Your network has Junos Fusion configured with MX960 routers as aggregation devices (AD) and QFX5100 switches as satellite devices (SD).

Which two statements are correct in this scenario? (Choose two.)

- A. All SDs connected to a single AD must use the same software version.
- B. SDs are added to the AD by configuring the cascade port on the AD.
- C. The Fusion extended ports are configured on the SDs.
- D. The AD runs the Junos software for all its connected SDs.

Correct Answer: BC

QUESTION 11

You have an MX960 configured as a Fusion aggregation device (AD) and two QFX5100 switches as satellite devices (SD). You have configured local-switching for each SD. A packet with an unknown MAC address is received on one of the SD extended ports.

Which statement is correct in this scenario?

- A. The packet is dropped and a reject message is sent out to the port where it was received.
- B. The packet is silently discarded and a reject message is sent to the AD.
- C. The packet is flooded out of all the ports on the SD except the one where it was received.
- D. The packet is sent to the AD to be processed and forwarded.

Correct Answer: D

QUESTION 12

Click the Exhibit button.

```
{master:0}
user@R3> show route

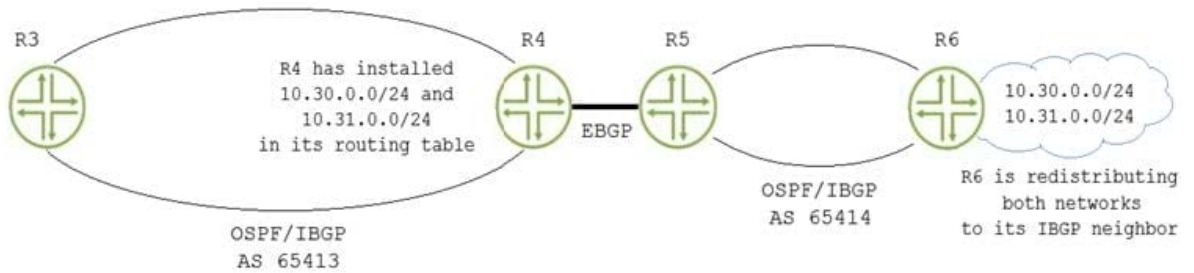
inet.0: 8 destinations, 8 routes (7 active, 0 holddown, 1 hidden)
+ = Active Route, - = Last Active, * = Both

...
10.1.3.0/24      *[Direct/0] 00:13:55
                 > via ge-0/0/6.300
10.1.3.2/32      *[Local/0] 00:13:55
                 Local via ge-0/0/6.300
10.31.0.0/24     *[BGP/170] 00:00:07, localpref 100
                 AS path: 65414 I, validation-state: unverified
                 > to 10.1.3.1 via ge-0/0/6.300
10.210.14.224/27 *[Direct/0] 19w0d 01:47:22
                 > via me0.0
10.210.14.226/32 *[Local/0] 22w4d 17:39:04
                 Local via me0.0

{master:0}
user@R3> show route hidden

inet.0: 8 destinations, 8 routes (7 active, 0 holddown, 1 hidden)
+ = Active Route, - = Last Active, * = Both

10.30.0.0/24     [BGP/170] 00:00:10, localpref 100, from 10.1.3.1
                 AS path: 65414 I
                 Unusable
```



You are troubleshooting a route problem in the topology shown in the exhibit. The 10.30.0.0/24 route is not reachable from the R3 router.

What would cause this problem?

- A. R3 does not have an established BGP session with R4.
- B. R3 does not have a route to the BGP next hop of 10.30.0.0/24.
- C. R4 is not advertising the 10.30.0.0/24 route to R3.
- D. R3 does not have an OSPF route for 10.30.0.0/24.

Correct Answer: B

QUESTION 13

Click the Exhibit button.


```
user@ router> show log ospf-trace.log.
Oct  8 16:37:18.283700 OSPF restart signaling: Received hello with LLS data
from nbr ip=192.168.0.2 id=172.29.0.5.
Oct  8 16:37:18.283719 OSPF restart signaling: Received hello with LR bit set
from nbr ip=192.168.0.2 id=172.29.0.5. Set oob-resync capability 1.
Oct  8 16:37:18.283722 RPD_OSPF_NBRUP: OSPF neighbor 192.168.0.2 (realm ospf-
v2 ge-0/0/2.0 area 0.0.0.1) state changed from Init to 2Way due to 2WayRcvd
(event reason: neighbor detected this router)
Oct  8 16:37:18.284546 OSPF restart signaling: Save_packet length 60 :
Oct  8 16:37:18.284568 OSPF packet ignored: no matching interface from
192.168.0.2, IFL 72
Oct  8 16:37:18.284580 OSPF packet ignored: no matching interface from
192.168.0.2, IFL 75
Oct  8 16:37:18.284810 OSPF restart signaling: set L bit in hellos sent on
interface ge-0/0/2.0.
Oct  8 16:37:18.284816 OSPF sent Hello 192.168.0.1 -> 224.0.0.5 (ge-0/0/2.0
IFL 76 area 0.0.0.1)
Oct  8 16:37:18.284818   Version 2, length 48, ID 172.29.0.4, area 0.0.0.1
Oct  8 16:37:18.284819   mask 255.255.255.252, hello_ivl 10, opts 0x18, prio
128
Oct  8 16:37:18.284820   dead_ivl 40, DR 0.0.0.0, BDR 0.0.0.0
Oct  8 16:37:18.284821 OSPF restart signaling: Add LLS data for Hello packet
on interface ge-0/0/2.0.
Oct  8 16:37:18.285485 OSPF DR is 172.29.0.5, BDR is 172.29.0.4
Oct  8 16:37:18.285494 OSPF restart signaling: Send DBD with LR bit on to nb
ip=192.168.0.2 id=172.29.0.5
Oct  8 16:37:18.285568 OSPF packet ignored: no matching interface from
192.168.0.1, IFL 75
Oct  8 16:37:18.285580 OSPF packet ignored: no matching interface from
192.168.0.1, IFL 72
Oct  8 16:37:18.285586 OSPF restart signaling: set L bit in hellos sent on
interface ge-0/0/2.0.
Oct  8 16:37:18.285588 OSPF sent Hello 192.168.0.1 -> 224.0.0.5 (ge-0/0/2.0
IFL 76 area 0.0.0.1)
Oct  8 16:37:18.285589   Version 2, length 48, ID 172.29.0.4, area 0.0.0.1
Oct  8 16:37:18.285590   mask 255.255.255.252, hello_ivl 10, opts 0x18, prio
128
Oct  8 16:37:18.285591   dead_ivl 40, DR 192.168.0.2, BDR 192.168.0.1
Oct  8 16:37:18.285592 OSPF restart signaling: Add LLS data for Hello packet
on interface ge-0/0/2.0
Oct  8 16:37:18.285760 OSPF restart signaling: Add LLS data for DbD packet on
interface ge-0/0/2.0.
Oct  8 16:37:18.286566 OSPF packet ignored: no matching interface from
192.168.0.1, IFL 72
Oct  8 16:37:18.286579 OSPF packet ignored: no matching interface from
192.168.0.1, IFL 75
```

A router is attempting to form an OSPF neighborhood with another router. However, the OSPF neighborhood fails to establish completely.

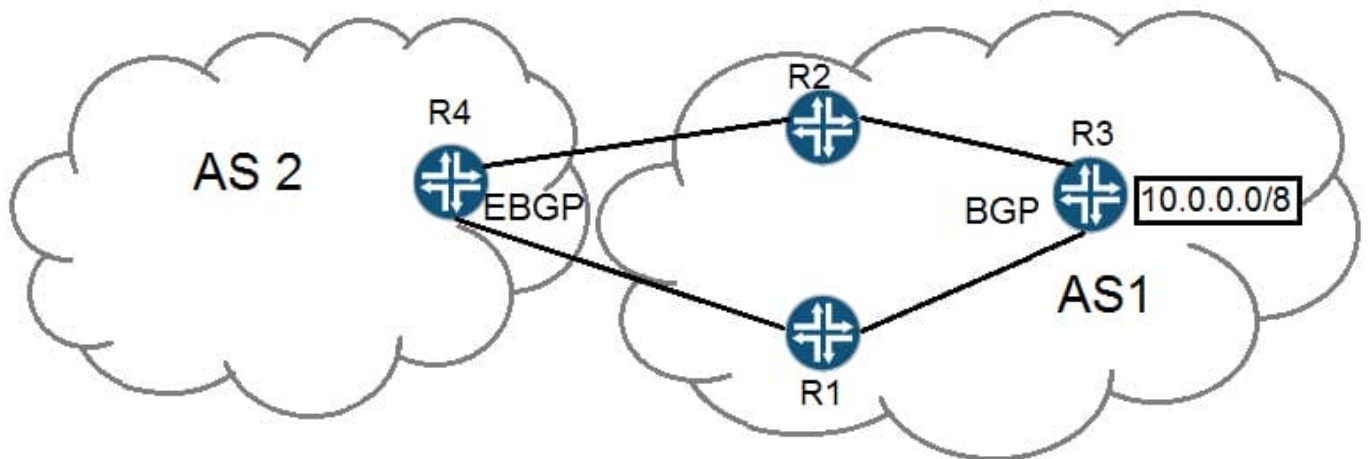
Referring to the exhibit, what is the problem?

- A. There is an interface type mismatch.
- B. There is an OSPF area mismatch.
- C. There is an interface subnet mask mismatch.
- D. There is an interface MTU mismatch.

Correct Answer: D

QUESTION 14

Click the Exhibit button.



Which well-known community needs to be used to restrict 10.0.0.0/8 from being advertised to AS 2?

- A. no-publish
- B. no-advertise
- C. no-export-subconfed
- D. no-export

Correct Answer: D

QUESTION 15

When configuring 802.1X authentication, what are three server fail fallback settings? (Choose three.)

- A. log
- B. sustain

C. permit

D. count

E. move

Correct Answer: BCE

[Latest JN0-648 Dumps](#)

[JN0-648 PDF Dumps](#)

[JN0-648 Practice Test](#)